



2022

CATALOGUE



CDL

SUGARING
EQUIPMENT



BE INFORMED ON MAPLE SYRUP PRODUCTION SUBJECTS!

- ✓ Website
- ✓ Webstore
- ✓ Sugaring guide
- ✓ Newsletter
- ✓ Social media

Our various platforms are full of exclusive content and useful tips.

Follow us so you don't miss a thing!





A WORD OF **WELCOME**

Dear customers,

Despite an underwhelming sugaring season for North American producers in 2021, the next few years look promising. The announcement of the addition of taps in Quebec, the record sales of maple syrup in the world, many developing projects on the USA side, and the growing international interest in maple syrup production—not to mention the numerous CDL projects underway like maple nectar, the sap division, and the shift to 4.0—represent exciting short- and medium-term opportunities for our industry.

However, there will also be challenges; out-of-control price inflation, labour scarcity, and rising production costs all mean that we will need to find innovative new methods to keep syrup production both profitable and appealing. CDL is ready to support you through these changes.

Supply chains have also been greatly affected by the pandemic. Although CDL has managed the situation well so far, we encourage all our customers to plan ahead for next sugaring season and their 2022 projects. Good planning will help us better meet your expectations, and, especially, guarantee your prices.

Our branches and regional teams have never been so well prepared to serve you and support you in your work. Their growing autonomy allows CDL to stand out from its competitors and to offer an unparalleled local service throughout North America and Europe.

In closing, the CDL team would like to thank you for your loyalty and understanding during the pandemic. There is a light at the end of the tunnel, and we can now dream of seeing each other in person more often in the near future.

We wish you a successful 2022 season! Rest assured that we will continue to advise and support you in all your projects, whatever they may be.

From left to right:

Martin Chabot,
co-owner and general manager of CDL USA

Marc-André Chabot,
co-owner of CDL and vice president or R&D

Vallier Chabot,
co-owner and general manager of CDL

WHAT IS A CDL 4.0 SUGARING?

It's a **100%**
autonomous and
connected sugaring
operation.

Possible for small,
medium or large
producers!

**FIND OUT
ONLINE**



MAPLE SUGARING
MANAGEMENT SYSTEM

6

Spouts | Fittings
Buckets and accessories
3/16" Fittings and Tubing

16

SpinSeal
Technology

18

CDL Tubing
and Mainlines

22

VersaProfiles Tubing
and Mainlines

24

Electrofusion Fittings

25

Wire and Accessories
Tools

34

Stainless Steel Fittings
Fittings
Valves and Plumbing

44

CDL Intelligence
Maple Sugaring
Management System

54

Extractors | Moisture Traps
Vacuum Booster Tanks

61

Vacuum Pumps
and Accessories
Gauges and Pressure Pumps

TABLE OF **CONTENTS**

66

Silos | Transport Tank
Stainless Steel Tanks
and Accessories

72

Reverse Osmosis
and Accessories

83

Evaporators
and Accessories

103

Measuring
Instruments

105

Cleaning
Accessories

106

Filter Presses
and Accessories

110

Barrels | Accessories
and Processing
Equipment

115

Cans and Accessories
Jugs | Bottles
Books and Packaging

The appearance and colors of the products may vary. Specifications are subject to change without notice.

Signature SPOUTS

CDL Signature Spouts are the perfect choice for your sugarbush. Here's why:

PERFECT SEAL

The thin wall works with the perfect tapper to create a completely airtight seal.



MINIMUM RESTRICTION

The 45° angle facilitates sap flow and prevents residue or unwanted bacteria from accumulating.

LONGER SPOUT WORKS BETTER ON THICK BARK

Signature SPOUTS



1/4"

This spout fits into the new T universal caps (66306099 and 66307357)



Clear

66045044



Blue

66045344



Smoke

66045144



5/16"



Clear

66045064



Blue

66045063



Smoke

66045069

We recommend the use of the 5/16" drill bit for tapping with 5/16" Signature Spout.
We recommend the use of the 1/4" drill bit for tapping with 1/4" Signature Spout.

Other colors available by special order only.
Contact your sales representative.



Green



Light blue



Red



Pink

NEW

THE NEW 1/4" SIGNATURE SPOUTS FIT IN THE NEW UNIVERSAL CAP T's



DID YOU KNOW?

It's been proven that a smaller tap hole doesn't affect the volume of sap collected under vacuum. Keep your maple trees healthy over the years.

Spouts available in 5/16" and 1/4" sizes and many colors for better tapping control in the woods.

Signature SPOUTS WITH BARBS



Maxflow barb for a better grip on tubing

1/4"

This spout fits into the new T universal caps (66306099 and 66307357)



Clear

66045424WB



Blue

66045524WB



Smoke

66045624WB



5/16"



Clear

66045264WB



Blue

66045263WB



Smoke

66045269WB

30° DISPOSABLE SPOUTS



30° 17/64" blue spout with barbs

66090016

We recommend the use of the 17/64" drill bit for tapping.



30° 17/64" smoke spout with barbs

66090019

We recommend the use of the 17/64" drill bit for tapping.



30° 5/16" clear spout without barbs

66090064

We recommend the use of the 5/16" drill bit for tapping.

ANTIBACTERIAL SPOUT

ZAP-BAC®



ONLY AVAILABLE IN THE USA

5/16" spout Zap-Bac Antibacterial

66090094

Contains silver nanoparticles, approved by FDA.

On request only.

Also available in 3/16" on request only.

NECTAR, A PROMISING PROJECT FOR MAPLE SUGARING



Vallier Chabot,
co-owner and general manager of CDL

A few years ago, CDL was approached by food processing companies who wanted to use maple as a sweetener. These companies were looking for an ingredient that had a consistent flavour and colour, and remained very stable in storage.

This is why, for nearly six years, CDL has been refining a process that transforms plant-based water into nectar. This nectar, a new value-added maple sweetener, will certainly revolutionize our industry because of its high nutritional quality and stability. CDL hopes that this innovation will propel the maple syrup industry forward and allow it to prosper in new markets like never before.

This project was quite a challenge. The goal was to create a maple sweetener that did not yet exist and for which there were no specifications beyond the three characteristics listed above. The challenge was even greater given that there was no equipment designed to make it. In a way, it was a nice blank canvas! This was a first for the CDL team: we had to work on both the process and the equipment to achieve the final product.



**SCAN TO SEE
THE VIDEO**

bit.ly/cdlvideos



Our team started from scratch, with only the goal of reaching the food processing companies' objectives. We started from the raw sap and crafted an entire process to make a final product that would meet the needs of the food processing industry.


“ This project was quite a challenge. The goal was to create a maple sweetener that did not yet exist and for which there were no specifications.

Today, we can say mission accomplished! This new, unique, 100% natural sweetener is ideal for the food processing industry, since maple nectar retains all the nutrients and properties of maple sap. The nectar has a final Brix of over 60. It's not altered, denatured, or overheated, which gives it the best nutritional value possible. Instead, it's concentrated through physical filtering and gentle heating. Note that while the sap is heated, it's never cooked or boiled above 100 °C (212 °F). It can be kept in a warehouse, making it easier to use and store for food processing companies.

Although CDL has worked on other innovative projects in the past, we are confident that this project remains one of the most promising for the maple sugaring industry as a whole. Nectar is a sweetener with almost unlimited potential in food processing and can easily replace the liquid sugars used by many large food and food processing companies.

Watch the following video to learn more about this project!

MAXFLOW



Better grip on tubing!


The new line of 5/16" Maxflow fittings was specifically designed and developed for maple producers wanting to operate over 25 in-hg (high vacuum).

These fittings enable a perfect seal with a vacuum level beyond 25 in-hg and offers the following advantages:

- > No parting lines on the first barb.
- > Precision moulding.
- > Eliminates micro-leaks caused by molding lines.
- > Better grip on the tubing.

DID YOU KNOW?

WHITE SPOUTS, 7% BETTER PERFORMANCE



5/16" MAXFLOW SPOUTS



5/16" black spout with barbs

66090516



5/16" white spout with barbs

66090517



5/16" blue spout with barbs

66090518

Note : we recommend the use of a 19/64" drill bit for Maxflow 5/16" tapping.

17/64" MAXFLOW SPOUTS



17/64" black spout with barbs

66090514



17/64" white spout with barbs

66090515



17/64" blue spout with barbs

66090513

ACCORDING TO A STUDY FROM THE ACER CENTER



When comparing sap yield, the white Maxflow spout gave a **SAP VOLUME 7% HIGHER** than the black Maxflow spout.

CONCLUSION OF THE STUDY

In the studied sugarbush, white spouts gave a higher volume of sap compared to the black spouts.

This increase, recorded in the last part of the season, would be related to the color of the spout and its thermal absorption properties.

MAXFLOW

THE SOLUTION TO PREVENT MICRO-LEAKS

MAXFLOW TEES



5/16" health T

660300099



5/16" T with pin

66301099



5/16" multi-function T

660300096



*IDEAL TO SANITIZE WITH
ISOPROPYL ALCOHOL*

5/16" T with sanitizing cap

66302099

5/16" Maxflow health T
1/4" plug

660300095

5/16" Maxflow with
multi stages pin

66304099



T 5/16" universal cap

66306099

**NEW**

Ideal to sanitize with isopropyl alcohol. This T can be used with the 1/4" Signature, 5/16" Signature and 5/16" Maxflow spouts.

Part of the CDL Maxflow family, the design and durability of the 5/16" insertion barbs eliminates most of the micro leaks.

MAXFLOW END OF LINE TEES



5/16" end of line health T

66306357



5/16" end of line T with pin

66305099



*IDEAL TO SANITIZE WITH
ISOPROPYL ALCOHOL*

5/16" end of line T
with sanitizing cap

66304357



17/64" end of line health T

660300097




5/16" multifunction end T

66306358

5/16" Maxflow end line T
multi stages

66305357

T 5/16" end of line
universal cap

66307357

**NEW**

Ideal to sanitize with isopropyl alcohol. This T can be used with the 1/4" Signature, 5/16" Signature and 5/16" Maxflow spouts.

Part of the CDL Maxflow family, the design and durability of the 5/16" insertion barbs eliminates most of the micro leaks.

MAXFLOW END OF LINE ADAPTORS

5/16" end of line adaptor 66265099

MAXFLOW



End of line adaptor with cap 66266099

MAXFLOW



Maxflow multifunctional end of line adaptor 66267099

MAXFLOW

END OF LINE ADAPTORS



5/16" black Y 66014099



5/16" sliding adaptor ETMAT316C



5/16" sliding hook ETMAT316CH



5/16" end of line hook 66279099

SAP LADDER FITTINGS



1/2" MIPT

5/16" 6-way star 66180



1/2" MIPT

5/16" 3-way star 66183

5/16" MAXFLOW CONNECTORS



5/16" flat hook connector 66303099

MAXFLOW

5/16" CONNECTORS



Quick connector 6601209902



Connector with loops 6601109902

OTHER



5/16" Rubber plug 6603509905



Health spout pin 66012099



End-line ring ERA1400



Double forks 1/2" 66031099

Double forks 3/4" 66032099

Double forks 1" 66033099



INS X INS X INS 3/4" 66074099

1" 66075099

1" x 1" x 3/4" 66066099

1-1/4" x 1-1/4" x 1" 66034098

CDL REDUCERS AND SPOUT ADAPTORS ALLOW YOU TO REUSE AND EXTEND THE LIFESPAN OF YOUR PERMANENT SPOUTS WHILE MAXIMIZING EFFICIENCY.

REDUCERS AND ADAPTORS

VOLUME PRICING. OTHER COLORS AVAILABLE.
ON ORDER ONLY, MINIMUM QUANTITIES REQUIRED CALL US!



7/16" to 1/4" thin wall clear reducer 66090714M



7/16" to 5/16" natural reducer 66090054N

Install on stubby spout 66090053.
We recommend the use of a 19/64" drill bit for tapping.



7/16" to 5/16" thin wall clear reducer 66090054M

We recommend the use of a 5/16" drill bit for tapping.



5/16" black spout adaptor 66090099A

We recommend the use of a 19/64" drill bit for tapping.



5/16" natural spout adaptor 66090099N

We recommend the use of a 19/64" drill bit for tapping.



5/16" clear adaptor with thin wall 66090099M

We recommend the use of a 5/16" drill bit for tapping.



5/16" to 1/4" thin wall clear reducer 66090014M



5/16" Zap Bac antibacterial adaptor 66090094A

ZAP BAC



ONLY AVAILABLE
IN THE USA

Please contact your CDL store or CDL online store for more information and prices.

MAXSEAL MULTI-FITTINGS / FIXED HEAD



3/4" 66096096
1" 66097096
1-1/4" 66098096
Maxseal single gasket 66091C

Hole diameter: 31/64".
Screw kit #66099099 not included.

MULTI-FITTINGS / FIXED HEAD



3/4" 66096099
1" 66097099
1-1/4" 66098099

Hole diameter: 5/16".
Screw kit not included.

MULTI-FITTINGS / PLUG

IDEAL TO REPAIR HOLES IN MAINLINES OR PLUG HOLES
WHEN YOU CHANGE THE LOCATION OF A MULTI-FITTING.



3/4" 66094034
1" 66094091

Screw kit not included.



Screw kit 66099099

MULTI-FITTINGS / SWIVEL HEAD



1-1/2" 66064099

Hole diameter: 5/16"





SANITIZING CAPS - PERFECT FOR SPOUT SANITATION



Clear cap tip insertion

66030515



1/4" Clear cap tip insertion

66030514



Clear sanitizing universal cap

CDL200

*Pieces sold separately. Customer assembly required.

**THIS CAP FITS ON
5/16" HEALTH Ts**



Light green 5/16" end cap insert

This product allows you to hang 5/16" Signature spouts or Maxflow 5/16" or 17/64" spouts to sanitize with isopropyl alcohol.

66030517



Clear blue 1/4" end cap insert

This cap fits on 5/16" health Ts and allows you to plug 1/4" signature, smart or 17/64" Maxflow spouts.

66030519



Universal reducer Maxflow cap

This product fits over the T plug Cap or an End of Line Adaptor.

The Universal Reducer MaxFlow Cap allows the insertion of our 5/16" or 1/4" Signature spout. It can also fit any of the spouts from the CDL product line, whether it's 5/16", 1/4" or 17/64".

66030518



**SCAN TO SEE
THE VIDEO**

bit.ly/cdlvideos



This product was designed with a malleable material to have very good retention and to be tight under high vacuum. It gives the opportunity to customers using permanent spouts to make the transition to the Signature spout without changing the entire drop.

BUCKET SPOUTS



5/16" bucket spout | Blue

660552



7/16" white bucket spout

66055000A1

7/16" bucket spout
Stainless steel

660555

7/16" Spout without hook
Aluminum

660557

5/16" Spout without hook
Aluminum

660555

BUCKETS



2-gallon grey plastic bucket

663054



2-gallon green plastic bucket

663052



3-gallon green plastic bucket

663051



2-gallon blue plastic bucket

663050



3-gallon blue plastic bucket

663053

COVERS AND ACCESSORIES

Galvanized cover for
2-gallon bucket

66660

Green plastic cover for
2-gallon bucket

663058

Blue plastic cover for
2-gallon bucket

663059

Green plastic cover for
3-gallon bucket

663057

Blue plastic cover for
3-gallon bucket

663055

Wire for galvanized cover
(25/Pkg)

LIDWIR

TAPPING STARTER KIT - 15 TAPS



Includes:

- 1 short tapping bit 5/16"
- 15 bucket spouts 5/16"
- 15 plastic buckets (2 gallon)
- 15 galvanized bucket covers
- 1 CDL aluminum tapping hammer
- 1 aluminum spout remover (15")

6600800



SCAN TO SEE
THE VIDEO

bit.ly/cdlvideos



CDL GRAVITY TUBING 3/16" SEMI-RIGID

Ideal for sugarbushes without electricity and maple producers who do not want to use a mechanical system for vacuum.

| | LENGTH | PRODUCT CODE | WARRANTY |
|-------|--------|--------------|----------|
| Blue | 500' | 431610021 | 8 year |
| | 1 000' | 431608221 | 8 year |
| Green | 500' | 431608025 | 8 year |
| | 1 000' | 431608225 | 8 year |

3/16" SPINSEAL FITTINGS



3/16" BLUE SpinSeal Fitting 66091041

3/16" BLACK SpinSeal Fitting 66091049



9/64" CDL drill bit for 3/16" SpinSeal Fittings 66964

MAXSEAL MULTI-FITTINGS / FIXED HEAD



3/4" 66096395

1" 66097395

Maxseal single gasket 66091C

Screw kit not included



Screw Kit 66099099

3/16" FITTINGS



3/16" clear spout

66045316

Signature

We recommend the use of a 5/16" drill bit for tapping



3/16" white spout
with barbs

66090316

MAXFLOW

We recommend the use of a 19/64" drill bit for tapping



3/16" end of line hook

66279357



3/16" flat hook connector

66303357



5/16" - 3/16"
flat hook connector

66303356



3/16" T with pin

66303360



3/16" end of line T with pin

66303361



3/16" - 3/16" - 5/16"
health T drop line

66303355



3/16" health T

66303357



3/16" health T end of line

66303358



5-16" - 5/16" - 3/16"
health T drop line

66303356

SpinSeal™

TECHNOLOGY

CDL EXCLUSIVE

SCAN TO SEE
THE VIDEObit.ly/cdlvideos

1

**COMPLETED IN LESS
THAN 2 MINUTES**

Using the SpinSeal welder, fittings
installation on your mainlines
has never been faster.

2

**AN ECO-FRIENDLY
PRODUCT**

The SpinSeal fitting
makes mainline recycling easy.

3

**100%
SEALED**

CDL's SpinSeal fusion
process provides a
100% welded mainline system.

See pages 20-21 for SPINSEAL™ mainline

CDL EXCLUSIVE

Save from \$1.80 to \$3.45 per lateral line compared to all other systems in the industry.

THE SPINSEAL TECHNOLOGY

THE CDL WAY TO SAVE TIME AND MONEY.

A REVOLUTIONNARY SYSTEM FOR INSTALLING FITTINGS ON MAINLINE IN RECORD TIME!



DEWALT

A SURE VALUE!

SpinSeal welder
Includes: 1 battery, 1 charger and carrying case.

730100



MADE FOR :

- Repair hole(s), caused by animals on CDL HD, Spinseal, Fusion or Rapi tube tubing;
- Plug old 5/16" multi-fitting holes and allow conversion to spinseal system on CDL HD, Spinseal, Fusion or Rapi tube Pipe;
- Plug Spinseal holes that are not used anymore.

5/16" GREY SpinSeal plug

66091059



SpinSeal tool 1" mainline insert
Can be used with a compact fitting tool. Facilitates the installation of the 5/16" tubing on your spinseal fitting.

730115



A



B



C

A 5/16" BLUE SpinSeal Fitting 66091061

B 5/16" BLACK SpinSeal Fitting 66091069

C 5/16" GREEN SpinSeal Fitting 66091065



5/16" SpinSeal drilling template with drill bit

730101



7/32" CDL drill bit for 5/16" SpinSeal Fittings

66732

WARNING: SpinSeal technology was developed for use on pipe manufactured and distributed by CDL. The use of these technology on pipes manufactured and distributed by other companies can be very risky and won't be covered by the warranty.

CDL FLEX

- > FLEX
- > Flexible at all temperatures
- > The best translucency
- > Resists falling trees | No leakage
- > Ideal for droplines
- > Excellent elastic memory

CDL VISION

- > FLEX / SEMI-RIGID
- > Ideal for straight and long laterals
- > Good translucency
- > Good elastic memory
- > Keep its properties over the years

Products manufactured by  **CDL**
Best price/quality ratio in the industry!

BLUE

| | RIGIDITY | CODE | |
|------------------|--------------------|------------|----------------|
| 5/16" CDL Flex | Flex | 451610001 | 10 year |
| 5/16" CDL Flex | Flex | 451615001* | 15 year |
| 5/16" CDL Vision | Flex / Semi-rigid | 451610021 | 10 year |
| 5/16" CDL 50 | Semi-rigid | 451610031* | 10 year |
| 5/16" CDL MAX | Semi-rigid / Rigid | 451605011 | |

* Special order only.

DARK BLUE

| | RIGIDITY | CODE | WARRANTY |
|------------------|-------------------|------------|----------------|
| 5/16" CDL Flex | Flex | 451610007* | 10 year |
| 5/16" CDL Flex | Flex | 451615007 | 15 year |
| 5/16" CDL Vision | Flex / Semi-rigid | 451610027* | 10 year |
| 5/16" CDL Vision | Flex / Semi-rigid | 451615027* | 15 year |


**NOT IN STOCK
IN THE USA
UPON REQUEST ONLY**

* Special order only.

CDL 50

- > SEMI-RIGID
- > A good compromise of flexibility and rigidity between the VISION and the MAX

CDL MAX

- > SEMI-RIGID / RIGID
- > Less curvature and better hold in low density sugarbushes
- > Ideal for installations where the distance between maple trees is very large
- > The least expensive of the 5/16 CDL tubing line
- > Interesting quality vs price ratio

Products manufactured by  **CDL**

Best price/quality ratio in the industry!

GREEN

| | RIGIDITY | CODE | WARRANTY |
|------------------|--------------------|-----------|----------|
| 5/16" CDL Flex | Flex | 451610005 | 10 year |
| 5/16" CDL Flex | Flex | 451615005 | 15 year |
| 5/16" CDL Vision | Flex / Semi-rigid | 451610025 | 10 year |
| 5/16" CDL MAX | Semi-rigid / Rigid | 451605015 | |

SHADOW GREY

| | RIGIDITY | CODE | WARRANTY |
|----------------|----------|------------|----------|
| 5/16" CDL Flex | Flex | 451610006* | 10 year |
| 5/16" CDL Flex | Flex | 451615006 | 15 year |


NOT IN STOCK
IN THE USA
UPON REQUEST ONLY

* Special order only.



Drop line assembly service

Ask your CDL representative about our drop line assembly service!

SpinSeal

- > 100 PSI
- > Thicker and more flexible
- > Remains flexible even in cold weather

HD (HIGH DENSITY)

- > 100 PSI
- > Superior quality high density resin
- > More rigid than the low density | Light tubing

Products manufactured by CDL

**10-YEAR
WARRANTY**
Get CDL
quality!



BLACK



BLUE



GREEN

| | | BLACK | | BLUE | | GREEN | |
|---------------|--------------|-------------|------------|-------------|------------|------------|------------|
| | | SpinSeal | HD | SpinSeal | HD | SpinSeal | HD |
| 3/4" | 500' | 403410069S | 403410069 | 403410061S | 403410061 | 403410065S | 403410065* |
| | 1 000' | - | 403410269* | - | 403410261 | - | 403410265* |
| | 2 500' spool | 403410169S* | 403410169* | 403410161S* | 403410161* | - | 403410165* |
| 1" | 500' | 410010069S | 410010069 | 410010061S | 410010061 | 410010065S | 410010065 |
| | 1 000' | 410010269S | 410010269 | 410010261S | 410010261 | 410010265S | 410010265 |
| | 1 500' spool | 410010169S | 410010169 | 410010161S | 410010161 | 410010165S | 410010165 |
| 1 1/4" | 500' | 411410069S | 411410069 | 411410061S | 411410061 | - | 411410065 |
| | 1 000' | - | 411410269* | - | 411410261* | - | 411410265* |
| | 1 000' spool | 411410169S | - | 411410161S | - | - | - |
| 1 1/2" | 500' | 411210069S | 411210069 | 411210061S | 411210061 | - | 411210065 |
| | 900' spool | 411210169S | - | 411210161S | - | - | - |

* Special order only.

* Special order only.

* Special order only.

Our commitment

When producing CDL tubing and mainline, we make sure to do supervised quality checks so we can guarantee you the best product on the market.



TUBING FOR SIDE TYING

1/2" 500'
Black
401210049

CDL PRE-LASHED MAINLINE

Factory pre-lashed with superior stainless steel wire. Save time with a 1-step installation!

Aluminum alloy main wire

Stainless steel support wire


SCAN TO SEE
THE VIDEO
bit.ly/cdlvideos



Products manufactured by  **CDL**

10-YEAR WARRANTY


Get CDL quality!



BLACK



BLUE



GREEN

| | | SpinSeal | | HD | SpinSeal | | HD | SpinSeal | | HD |
|------------|---------------------------|--------------|-------------|----|--------------|-------------|----|-------------|-------------|----|
| ¾" | 2 500' spool (PRE-LASHED) | 403410169SL* | 403410169L* | | 403410161SL* | 403410161L* | | - | 403410165L* | |
| 1" | 1 500' spool (PRE-LASHED) | 410010169SL | 410010169L | | 410010161SL | 410010161L | | 410010165SL | 410010165L | |
| 1¼" | 1 000' spool (PRE-LASHED) | 411410169SL | - | | 411410161SL | - | | - | - | |
| 1½" | 900' spool (PRE-LASHED) | 411210169SL | - | | 411210161SL | - | | - | - | |

* Special order only.

* Special order only.

* Special order only.

ADVANTAGES OF THE PRE-LASHED AND SPINSEAL COMBO

- The Professional's choice
- Potential savings of \$ 0.75 per tap, in labor and material
- Best value for the money of any mainline systems in the industry
- Resistant and very reliable system over time
- The most durable system that requires the least maintenance over time
- To try it, is to adopt it!



**WE PROVIDE TIPS FOR
INSTALLING PIPES AND
TUBING AND REFER YOU
TO DIRECT AND TRUSTED
RESOURCES FOR YOUR
PROJECT.**

4. SAISONS



NOT IN STOCK IN THE USA
UPON REQUEST ONLY

THE BEST SELLING 5/16" IN THE WORLD SINCE 1996!



VERSAPROFILES

- Performant since 1996
- Made of 100% pure resin
- Made by an extrusion specialist
- Highly translucent

- Malleable from -40°C to 40°C
- 100% airtight
- Weather resistant
- No worries, guaranteed



Manufactured exclusively for



CDL

SCAN TO SEE
THE VIDEO

bit.ly/cdlvideos



BLUE

CODE WARRANTY

500' 6600130805 10 year

500' 6600127209 15 year

GREEN

CODE WARRANTY

500' 6600137510D 10 year

500' 6600137515 15 year

SHADOW GREY

CODE WARRANTY

500' 6600144010 10 year

500' 6600142415 15 year

TUBING IS IDENTIFIED WITH PERMANENT MARKING EVERY 25'

== 00000 == VERSAPROFILES 5/16" 4SAISONS 10 YEARS/ANS ALIM FOOD GRADE CANADA == AAMMJEE ==

PRECUT DROPS

10 year
warranty

Clear

6600100036 36"

6600100040 40"

Other colours and lengths
available upon request.




Our precut drops will save you work in the preparation of your drops.

Completely clear for an optimal visibility.

Again, the unique plastic recipe with UV stabilisers and an established reputation is offered to optimize yield and durability.

Available in 36 and 40 inch length, and packaged in bundles of 100 units.

VERSAPROFILES



TITAN SPOOL

AERIAL/IN-GROUND HDPE TUBING

VERSAPIPE™ FUSION

Only the Fusion pipe is compatible with stainless steel, PVC and electrofusion fittings used in the industry.

Regardless of your choice of fittings, The VersaPIPE FUSION pipe can always be repaired or joined easily with conventional techniques.

145 PSI

| | LENGTH | BLACK | BLUE | GREEN |
|--------|--------------|---------------|---------------|---------------|
| 1" | 500' | 670020990500 | 670022720500 | - |
| 1" | 1 500' spool | 670020991500 | 670022721500 | - |
| 1-1/4" | 500' | 670030990500 | 670032720500 | - |
| 1-1/4" | 1 000' | 670030991000 | 670032721000 | - |
| 1-1/2" | 500' | 661222920500 | 661222720500 | - |
| 1-1/2" | 2 500' spool | 661222922500 | 661222722500 | - |
| 2" | 500' | 66230292 | 66230272 | 66230375* |
| 2" | 2 500' spool | 662302922500 | 662302722500 | 662303752500* |
| 3" | 50' rod | 66334292 | 66334272 | - |
| 3" | 500' | 663340990500 | 663342720500 | - |
| 4" | 50' rod | 663440990050* | 663432720050* | - |

* Special order only.



THE SPINSEAL TECHNOLOGY CAN BE USED WITH FUSION AND RAPITUBE MAINLINES.

BURIED



END TO END FUSION



END TO END FUSION ADVANTAGES

- The least expensive
- Very resistant and durable
- Ideal for buried pipe systems
- Does not require any fittings

WIRELESS MAINLINE TUBING

RAPITUBE V2™

TRANSLUCENT BLUE

| | | |
|------|--------------|--------------|
| 3/4" | 500' | 6600727250RT |
| 1" | 500' | 6600827250RT |
| 1" | 3 000' spool | 6600827227RT |

RAPI-FIX TENSION STRAPPING

| | | |
|-------|------|----------|
| Black | 200' | 66300099 |
|-------|------|----------|



**FLEXIBLE
QUICKER TO INSTALL
100 PSI**

SCAN TO SEE
THE VIDEO
bit.ly/cdlvideos



Fusion and rapitube mainlines are manufactured exclusively for



ELECTROFUSION

HIGH
TECHNOLOGY
FITTINGS

ELECTRO SADDLES



| | |
|-----------------|---------------|
| 1-1/4" x 1" | 66130125X100 |
| 1-1/2" x 1" | 66130115X100 |
| 1-1/2" x 1-1/2" | 66130115X150 |
| 2" x 1" | 6613012X100 |
| 2" x 1-1/4" | 6613012X12500 |
| 2" x 1-1/2" | 6613012X150 |
| 3" x 1" | 6613013X100 |
| 3" x 1-1/4" | 6613013X12500 |
| 3" x 1-1/2" | 6613013X1500 |
| 3" x 2" | 6613013X200 |

A LEAK FREE SOLUTION.

FUSION SYSTEM FOR
AERIAL OR BURIED TUBING

- > Ultra quick installation of connectors;
- > Installation of connectors without cutting the tubing.

ELECTRO COUPLINGS



| | |
|--------|-------------|
| 1" | 661303100 |
| 1-1/4" | 66130312500 |
| 1-1/2" | 6613031500 |
| 2" | 661303200 |
| 3" | 661303300 |
| 4" | 661303400 |

ELECTRO T



| | |
|--------------------------|---------------|
| 1" x 1" x 1" | 6613041X1X100 |
| 1 1/2" x 1 1/2" x 1 1/2" | 661301150 |
| 2" x 2" x 2" | 661301200 |

ELECTRO REDUCERS



| | |
|-------------|--------------|
| 2" x 1-1/2" | 6613022X1500 |
| 3" x 2" | 6613023X200 |

PURCHASE
OR LEASE

Ask your CDL sales representative about purchasing or leasing a welder.



| | |
|----------|----------|
| For rent | 10601LOC |
| Purchase | 10502 |

WIRE TIES



5" | 1000/pkg
for ¾" tubing

660851

66085116

6" | 1000/pkg
for 1" tubing

660861

66086116

7" | 1000/pkg
for 1¼" tubing

660871

66087116

8" | 1000/pkg
for 1½" tubing

660881

66088116

10" | 1000/pkg
for 2" tubing

660811

660810116

12" | 2500/pkg

66400112

6640011216

14" | 2500/pkg
for 3" tubing

66096

6609616

18" | 1000/pkg
for 3" tubing

-

66423

TENSION GRIP



OPEN

| | | | |
|------|--------|----|--------|
| 3/4" | 663093 | 1" | 663092 |
|------|--------|----|--------|

REGULAR

| | | | |
|--------|--------|--------|--------|
| 3/4" | 663098 | 1" | 663099 |
| 1-1/4" | 663097 | 1-1/2" | 663096 |
| 2" | 663095 | 3" | 663089 |

WIRE AND ACCESSORIES



GALVANIZED

| | | |
|-----|-------|-------|
| #9 | 50 lb | 66040 |
| #12 | 50 lb | 66049 |
| #14 | 50 lb | 66051 |

HIGH TENSION

| | | |
|--------------------|-----------------|-------------|
| #12,5 | 50 lb | ETBR012.5HT |
| .134 high carbone | 50 lb | 66054 |
| .134 high carbone | 100 lb | 660541 |
| Hydro aluminum #10 | ± 1500 lb/stool | 660301 |
| Hydro aluminum #12 | ± 1200 lb/stool | 660302 |

LASHING WIRE



| | |
|------------------------|--------|
| Stainless steel 1 200' | 660660 |
|------------------------|--------|



| | |
|-------------------------|--------|
| Medium gripple 10-14 GA | 665503 |
|-------------------------|--------|

| | |
|-------------------------|--------|
| Large gripple 7,5-10 GA | 665505 |
|-------------------------|--------|

| | |
|--------------------------|--------|
| Jumbo gripple 10-12,5 GA | 665511 |
|--------------------------|--------|



| | |
|-------------------------|--------|
| Repair wire #9 (orange) | 662000 |
|-------------------------|--------|

| | |
|-------------------------|--------|
| Repair wire #10 (black) | 662001 |
|-------------------------|--------|

| | |
|-------------------|--------|
| Repair wire 3/16" | 662003 |
|-------------------|--------|

| | |
|----------------------------|--------|
| Repair wire for 1/4" cable | 662004 |
|----------------------------|--------|



| | |
|------------------|-------|
| Steel cable 1/8" | 60042 |
|------------------|-------|

| | |
|-------------------|-------|
| Steel cable 3/16" | 60045 |
|-------------------|-------|

| | |
|------------------|-------|
| Steel cable 1/4" | 60043 |
|------------------|-------|



| | |
|----------------------------|--------|
| 3/8" hook tensioning screw | 667073 |
|----------------------------|--------|



| | |
|--------------------------|----------|
| Galvanised steel ratchet | ETMRAT01 |
|--------------------------|----------|



| | |
|-------------------------|----------|
| Ratchet handle for wire | ETMRAT02 |
|-------------------------|----------|



| | |
|---|--------|
| Screw eye bolt 1/2" x 5-1/4" x 1" zinc | 664160 |
|---|--------|



| | |
|-------------------|----------|
| 12,5 GA wire link | WL12LINK |
|-------------------|----------|



PRUNO TOOLS FOR TUBING



Repair pliers with automatic tension and tubing stretcher 6623160



Mini 3/16" installation pliers with adjustable automatic pressure and cutter 6623156



Mini 3/16" installation pliers with adjustment screw 66515



5/16" installation pliers with adjustment screw 6623158



Repair pliers with adjustment screw with knife and tubing stretcher 66501



Deluxe double automatic tubing tool with cutter and tubing stretcher 662153

PRUNO WIRE GRIPPER



Spring loaded wire gripper 667068

PRUNO TOOLS FOR SPOUTS AND TUBING



5/16" tubing remover pliers, 5 functions 664963



Blade for 5/16" tubing remover pliers 66500



5/16" compact insertion tool with lateral knife and tubing stretcher 66559



5/16" compact insertion tool with lateral knife 66558



Blade for compact insertion tool 665579



5/16" compact insertion tool with 4wr vise-grip and lateral knife 66557



5/16" tubing butt remover without blade 664954



3/16" compact insertion tool with 4wr vise-grip and lateral knife 6623157



5/16" compact insertion tool 30° to 115° with cutter
Ideal to install Signature spouts and every other CDL spouts 664958



5/16" compact insertion tool 30° to 115°
ideal to install signature spouts and every other CDL spouts 664959

PRUNO SUPPORT HOOKS



Kit with 2 aluminum hooks for mainline level 66902

*Level not included

PRUNO PUNCH



31/64" drill bit and handle 661851P

PRUNO FLOW STOPPER TOOL



Flow stopper tool with adjustment screw 66499

PRUNO TUBING WINDER

- Swivel hook
- Lightweight, adjustable and foldable (for shipping and storage)



Horizontal for 3/16" and 5/16" tubing 660411



Vertical for 3/16" and 5/16" tubing 660410



For wire 66041

PRUNO MAINLINE DOUBLE FORK PLIERS



1" and 3/4" 662191

1-1/2" and 1" 66219

1-1/4" and 1" 662194

1-1/2" and 1-1/4" 662195

2" and 1-1/2" 662192

3" 662193

3/4" to 2" Kit 662196






THE FIRST CHOICE OF WOODSMEN!

MARKING WILL LAST 1-2 YEARS

FEATURES

- > ENVIRONMENTALLY FRIENDLY
- > Marking will last 1-2 years depending on supports and application conditions
- > Temperature range : -15 °C à 50 °C
- > Excellent adherence
- > High covering power



Orange Fluo Marker 661174

Yellow Standard Marker 661172

Red Standard Marker 661177

Blue Standard Marker 661179

WIRE TOOLS



CDL wire bender
650 kg

667079



Permanent wire gripper
for path crossing

667066



Crimping tool

665701



High tension wire cutter
Cuts high carbon wire easily

73069



"Contractor" pliers for
gripper installation

665504



Light clamp for gripper

665522



Manual wire twister

66090



Automatic wire twister

66091

TOOLS FOR PRE-LASHED MAINLINES INSTALLATION



Pre-lashed mainline
retention hook

660604



Wire puller for
pre-lashed mainline

660605

TOOLS FOR TUBING



30" Drop line cutter

668086



36" Drop line cutter

668089



40" Drop line cutter

668088

PUNCHES



5/16" drill bit and handle

66185P



31/64" only drill bit

664979

REELS

Galvanized
mainline reel
on wheels

660416

Toolbox (optional)

660417

Wire reel
(optional)

660418



PLIERS FOR SPOUTS AND TUBING



3/16" Compact
insertion pliers
Anti-ice jaws

73067

An even larger choice!
Many other models in store to answer all
your needs and budget, check it out!



Compact insertion pliers
Anti-ice jaws

73062



3/16" tension hooks

669103



Aluminium binder 30"

68044



5/16" tension hooks

669104



3/4" to 1-1/2" tubing cutters

63001

Repair pliers for
3/16" tubing

ETPTR0316C



2" tubing cutters

63005



FISKAR pliers

63FISK

5/16" nut driver

660911

MARKING ACCESSORIES AND TOOLS



PREMIUM QUALITY
TAPE 4-SEASON

Orange fluorescent tape

661015

Pink fluorescent tape

661016

Yellow fluorescent tape

661018

Blue fluorescent tape

661017



Sighting hand level

666566

The Forestry Pro II laser
rangefinder/hypsometer

Accurate distance measurer
with improved capability and
accuracy. Faster response
time. New function to store
up to 250 results. Compact
ergonomics and ease of use.

6606420



Interview by **Anne-Sophie Couture-Goulet**,
marketing coordinator

TIPS FOR SETTING UP A NEW SUGAR BUSH

I had the opportunity to interview Michaël Cliche, a forestry engineer by training who has been a maple sugaring advisor at the Association des propriétaires de boisés de la Beauce since 2018. He humbly agreed to share his knowledge with us on a fascinating subject!

Anne-Sophie Couture-Goulet (ASCG): What sorts of things do you need to consider before you even start preparing the site?

Michaël Cliche (MC): First, you need to be aware that it will take a lot of time and money. Many sugar bushes fail because owners don't keep up with their monitoring and investments. Until the trees are human-height (so 5 to 6 feet tall), they're vulnerable to a lot of things.

ASCG: What characteristics do you need to consider in a site?

| DRAINAGE | ROCK CONTENT | SLOPE | TEXTURE | WATER TABLE | DEPTH |
|-----------|--------------|-------|---------|---|-------|
| Fast | High | High | Rough | None | Thin |
| Good | | | | Generally absent from 1 st m | |
| Moderate | | | | In the 1 st m | |
| Imperfect | | | | In the 1 st m | |
| Bad | | | | Near the surface | |
| Very bad | Low | Low | Fine | Recovers the surface | Deep |

MC: First, you need to make sure that the species you're planting can grow in our climate. Next, you need to check that the site has the right soil for that species. That means looking at things like drainage and texture—whether it's a very sandy soil or a clay soil, for example. Finally, you need to consider the fertility of the soil, which means considering the pH and mineral content.

ASCG: What is autecology? And why is it important for the development of your sugar bush?

MC: Autecology is a science that studies how species interact with their environments and each other. It concerns the environment around the tree, so things like shade, soil, pH, and competition with other species.

ASCG: In other words, you need to choose the right species of maple for your site.

MC: For syrup production, you usually see red maples and sugar maples. There's also the black maple, which is found more in the south of Quebec, and silver maples which are found more in wetlands or on riverbanks. Regardless of personal preferences, though, it's important to choose the right species for the site and its growth potential. You really need to make sure the species is a good fit for your location. In the end, it's better to have a species that can thrive on the site than one that you like, but is just barely hanging on.

ASCG: Would it be a good idea for maple producers to walk through their sugar bush and mark the trees that should be transplanted to a field or another parcel in the near future?

MC: Absolutely! Sugar maples and red maples have a reproductive strategy of establishing a large seedling bank. However, very few of those seeds make it to maturity. As a result, it's better to move those seedlings from high-density places to places where there are shortages, since they can be used for regeneration. Ideally, the goal is to have about 250 taps per hectare. And of course, walking through your maple grove to prospect in any season is always a good idea.

For more tips and details on how to successfully establish your sugar bush, check out the full interview online on our website!



Get the Guide d'aménagement des érablières (available in French only), produced by the Association des propriétaires de boisés de la Beauce in collaboration with the Canada-Quebec Canadian Agricultural Partnership, from the APBB website at www.apbb.ca.

CDL DRILL BITS - HIGH PERFORMANCE



- High precision sharpening
- Developed to maximize cutting accuracy in frozen and semi-frozen wood
- No cutting burr
- Developed for maximum performance in sugar maple and red maple trees

| | |
|--|--------|
| 17/64" drill bit | 66252 |
| 19/64" drill bit | 66259 |
| 1/4" drill bit | 662414 |
| 5/16" drill bit | 662516 |
| <hr/> | |
| 19/64" long drill bit <small>Ideal for Precision Tapper</small> | 662542 |
| 1/4" long drill bit <small>Ideal for Precision Tapper</small> | 662415 |
| 5/16" long drill bit <small>Ideal for Precision Tapper</small> | 662540 |

HIGH RESISTANT CDL TITAN (TITANIUM)



- 1.5 to 2 times more durable than a standard tapping bit
- Increased corrosion resistance

| | |
|------------|---------|
| 19/64" bit | 662590* |
| 5/16" bit | 662517* |

* Available in limited quantity.

BOLDUC DRILL BITS



ONLY AVAILABLE
IN CANADA



| | |
|------------------------------|---------|
| 15/64" Bolduc drill bit | 662535C |
| 1/4" Bolduc drill bit | 662537C |
| 17/64" Bolduc drill bit | 662539C |
| 9/32" Bolduc drill bit | 662536C |
| 19/64" Bolduc drill bit | 662544C |
| 5/16" Bolduc drill bit | 662543C |
| <hr/> | |
| 15/64" Bolduc long drill bit | 662535 |
| 1/4" Bolduc long drill bit | 662537 |
| 17/64" Bolduc long drill bit | 662539 |
| 9/32" Bolduc long drill bit | 662536 |
| 19/64" Bolduc long drill bit | 662544 |
| 5/16" Bolduc long drill bit | 662543 |

DRILL BIT



7/16" titanium bit

66251



**CDL OFFERS A
PROFESSIONAL
TAPPING BIT
SHARPENING SERVICE.
CHECK IT OUT!**

WORK APRONS



A

A Work apron



front

B

B CDL work apron

66932

66934

TAPPING ACCESSORIES



CDL tapping hammer
Aluminum handle

73064



2 face tapping hammer
Aluminum handle

68041



Tapping hammer with blade
Aluminum handle

68042



12" wooden tapping
hammer

729254045



1 L bottle + vaporizer

663440

1 L bottle

66344

Spray trigger head

663441



Branon Systems, LLC

PRECISION TAPPER

PROFITABILITY STARTS FROM TREES!

PREVENT

- ✓ Damaged drill bits
- ✓ Inconsistency
- ✓ Oval holes
- ✓ Holes tapped too deep

GET RID OF

- ✓ Vacuum loss
- ✓ Production loss
- ✓ High labor cost
- ✓ Unhealthy trees

SCAN TO SEE
THE VIDEO

bit.ly/cdlvideos



**PERFECT TAP,
PERFECTLY
AIRTIGHT.**



**PERFECT ANGLE AND
TAP HOLE DEPTH**



EXCLUSIVE



Precision Tapper™ kit
Includes: 1 drill, 2 batteries, 1 carrying bag and
1 precision template.

663970

*Tapping bit adaptor not included.



Precision Tapper™ adaptor
Installation included on your drill.

663971

*Drill bit not included.

Drill bits adaptors

(1/2"-20 UNF)

(9/16"-18 UNF)

| | | |
|--------|---------|-----------|
| 1/4" | 6639714 | 6639714-1 |
| 19/64" | 6639964 | 6639964-1 |
| 5/16" | 6639716 | 6639716-1 |



cdlinc.ca | cdlusa.com



TAPPING DRILL AND ACCESSORIES

THE BEST TAPPING DRILL SPECIFICALLY DESIGNED FOR THE MAPLE SYRUP INDUSTRY.

- Head at 90°
- Brushless
- 2 000 RPM
- Long lasting 5A lithium battery



| | |
|------------------------|---------|
| 20V Dewalt drill | 663920 |
| 20V Dewalt battery | 663925 |
| 12V-20V Dewalt charger | 663921 |
| Carrying bag | 663920K |

Catalog promotion

Get a bonus carry bag with the purchase of the complete set!

BACKPACK CLEANING KIT

COMPACT, LIGHTER, COMFORTABLE AND SPECIFICALLY DESIGNED FOR MAPLE SUGARING.

Specifically developed by CDL for work under vacuum.



6 liter container

| | |
|--|--------|
| Backpack cleaning kit with harness and dozer | 661616 |
|--|--------|

| | |
|---|--------|
| Backpack cleaning kit with harness, without dozer | 661612 |
|---|--------|



| | |
|-----------------------------|--------|
| Dozer gun only, 10 to 20 ml | 661698 |
|-----------------------------|--------|

| | |
|--------------|--------|
| Harness only | 661691 |
|--------------|--------|



| | |
|------------------------------------|--------|
| Replacement tube kit for CDL dozer | 661692 |
|------------------------------------|--------|



| | |
|-------------------------------------|--------|
| Three-piece kit for dispenser spout | 661693 |
|-------------------------------------|--------|



| | |
|----------------------|--------|
| Spring for CDL dozer | 661694 |
|----------------------|--------|



| | |
|-------------------------|--------|
| Screw cap for CDL dozer | 661689 |
|-------------------------|--------|

BRUSHES FOR BUCKETS AND SPOUTS



| | |
|-----------------------|----------|
| For 1,5-gallon bucket | 72940020 |
|-----------------------|----------|



| | |
|---------------------|----------|
| For 2-gallon bucket | 72940031 |
|---------------------|----------|



| | |
|--------------------------|----------|
| For 7/16" interior spout | 72940041 |
|--------------------------|----------|



| | |
|--------------------------|--------|
| For 7/16" interior spout | 663562 |
|--------------------------|--------|

| | |
|--------------------------|--------|
| For 5/16" - 19/64" spout | 663563 |
|--------------------------|--------|

TUBE CLEANING SPONGES



| | |
|-----------|--------|
| 3/4" - 1" | 661432 |
|-----------|--------|

| | |
|-----------------|--------|
| 1-1/2" - 1-1/4" | 661433 |
|-----------------|--------|

| | |
|----|--------|
| 2" | 661435 |
|----|--------|

| | |
|----|--------|
| 3" | 661436 |
|----|--------|

SPOUT REMOVERS



| | |
|-----------------------|-------|
| A Steel spout remover | 66077 |
|-----------------------|-------|

| | |
|--------------------------------------|-------|
| Aluminum spout remover Small 15" | 68015 |
|--------------------------------------|-------|

| | |
|---|-------|
| Aluminum spout remover Medium 22,5" | 68020 |
|---|-------|

| | |
|---------------------------------------|-------|
| B Aluminum spout remover Long 30" | 68030 |
|---------------------------------------|-------|

| | |
|---------------------------------------|-------|
| Aluminum spout remover X-Long 40" | 68040 |
|---------------------------------------|-------|

| | |
|------------------------------|-------|
| Aluminum spout remover 48" | 68031 |
|------------------------------|-------|

| | |
|--------------------------------|-------|
| C Aluminum spout remover 60" | 68032 |
|--------------------------------|-------|

| | |
|--|-------|
| D Rotating 30" aluminum spout remover Foam handle | 68046 |
|--|-------|

CONNECTORS



INS x INS

| | |
|--------|--------|
| 3/4" | 662034 |
| 1" | 662035 |
| 1 1/4" | 662037 |
| 1 1/2" | 662038 |
| 2" | 662039 |
| 3" | 662033 |

REDUCERS



INS x INS

| | |
|-----------------|---------|
| 1" x 3/4" | 665580 |
| 1 1/4" x 3/4" | 665586 |
| 1 1/4" x 1" | 665581 |
| 1 1/2" x 3/4" | 665587 |
| 1 1/2" x 1" | 665582 |
| 1 1/2" x 1 1/4" | 665599 |
| 2" x 1" | 665596 |
| 2" x 1 1/4" | 710150 |
| 2" x 1 1/2" | 665583 |
| 3" x 2" | 6655302 |

ADAPTORS



MIPT x INS

| | |
|--------------|---------|
| 1/4" x 5/16" | 6645555 |
| 1/2" x 5/8" | 710563 |
| 3/4" | 665589 |
| 1" | 665592 |
| 1 1/4" | 665591 |
| 1 1/2" | 665590 |
| 2" | 665593 |
| 3" | 660003 |

TEES



INS x INS x INS

| | |
|--------------------------|---------|
| 1/2" | 660503 |
| 3/4" | 7134341 |
| 1" | 6607527 |
| 1 1/4" | 6603106 |
| 1 1/2" | 6603105 |
| 2" | 6603108 |
| 1" x 1" x 3/4" | 660505 |
| 1 1/4" x 1 1/4" x 3/4" | 660317 |
| 1 1/4" x 1 1/4" x 1" | 6605061 |
| 1 1/2" x 1 1/2" x 3/4" | 660507 |
| 1 1/2" x 1 1/2" x 1" | 660506 |
| 1 1/2" x 1 1/2" x 1 1/4" | 730312 |
| 2" x 2" x 3/4" | 660508 |
| 2" x 2" x 1" | 730311 |
| 2" x 2" x 1 1/4" | 730314 |
| 2" x 2" x 1 1/2" | 660511 |
| 3" x 3" x 1" | 660520 |



INS x INS x MIPT

| | |
|----------------------|----------|
| 1" | 66075251 |
| 1 1/2" x 1 1/2" x 1" | 730308 |



INS x MIPT x INS

| | |
|--------|----------|
| 3/4" | 71343415 |
| 1" | 660515 |
| 1 1/4" | 66031066 |
| 1 1/2" | 66031056 |

Y



INS x INS x INS

| | |
|--------------------------|----------|
| 1/2" | 6607531 |
| 3/4" | 6607507 |
| 1" | 6607501 |
| 1 1/4" | 6607510 |
| 1 1/2" | 6607508 |
| 2" | 6607509 |
| 3" | 6607522 |
| 1" x 1" x 3/4" | 660751 |
| 1" x 3/4" x 3/4" | 660752 |
| 1 1/4" x 1" x 1" | 6607511 |
| 1 1/4" x 1 1/4" x 3/4" | 6607518 |
| 1 1/4" x 1 1/4" x 1" | 6607512 |
| 1 1/2" x 1" x 1" | 66075191 |
| 1 1/2" x 1 1/4" x 1 1/4" | 6607515 |
| 1 1/2" x 1 1/2" x 3/4" | 6607520 |
| 1 1/2" x 1 1/2" x 1" | 6607516 |
| 1 1/2" x 1 1/2" x 1 1/4" | 6607505 |
| 2" x 2" x 3/4" | 6607514 |
| 2" x 2" x 1" | 6607513 |
| 2" x 2" x 1 1/4" | 6607519 |
| 2" x 2" x 1 1/2" | 6607503 |
| 3" x 3" x 1" | 66075130 |
| 3" x 3" x 1 1/2" | 66075128 |
| 3" x 3" x 2" | 66075129 |



MIPT x INS x INS

| | |
|------|----------|
| 3/4" | 66075121 |
| 1" | 66075122 |



INS x MIPT x INS

| | |
|------|----------|
| 3/4" | 66075124 |
|------|----------|

**A QUALITY
THAT MAKES
ALL THE
DIFFERENCE!**

HOOK PLUGS



INS

| | |
|--------|--------|
| 3/4" | 666834 |
| 1" | 666801 |
| 1 1/4" | 666114 |
| 1 1/2" | 666112 |
| 2" | 666802 |
| 3" | 666803 |
| 4" | 666804 |

VACUUM ADAPTOR

MANOMETER
NOT INCLUDED


INS X MIPT X FIPT VACUUM

| | |
|----------|---------|
| 1 x 1/4" | 6655921 |
|----------|---------|




**Sharp edges for solid grip, precise machining,
no restriction, get CDL quality!**



COUPLINGS

| | | |
|---|--------|------------|
|  | 1/4" | 6010FC025 |
| | 3/8" | 6010FC0375 |
| | 1/2" | 6010FC05 |
| | 3/4" | 6010FC075 |
| | 1" | 6010FC1 |
| | 1 1/4" | 6010FC125 |
| | 1 1/2" | 6010FC15 |
| | 2" | 6010FC2 |




TEES

| | | |
|---|--------|-----------|
|  | FIPT | |
| | 1/4" | 712525 |
| | 3/8" | 6010T0375 |
| | 1/2" | 711212 |
| | 3/4" | 713434 |
| | 1" | 711010 |
| | 1 1/4" | 6010T125 |
| | 1 1/2" | 6010T15 |
| | 2" | 6010T2 |


THREADED PLUGS

| | | |
|---|--------|----------|
|  | FIPT | |
| | 1/4" | SCA025 |
| | 1/2" | SCA050 |
| | 3/4" | 6010BF34 |
| | 1" | 6010BF1 |
| | 1 1/4" | SCA125 |
| | 1 1/2" | SCA150 |
| | 2" | SCA200 |
|  | MIPT | |
| | 1/4" | 6010B25 |
| | 3/8" | 6010B38 |
| | 1/2" | 6010B12 |
| | 3/4" | 6010B34 |
| | 1" | 6010B1 |
| | 1 1/4" | 6010B114 |
| | 1 1/2" | 6010B112 |
| | 2" | 6010B2 |

ELBOWS



| | | |
|---|-----------------|------------|
|  | 90° FIPT x FIPT | |
| | 1/4" | 6010914 |
| | 3/8" | 601090038 |
| | 1/2" | 601095 |
| | 3/4" | 6010975 |
| | 1" | 6010901 |
| | 1 1/4" | 601090125 |
| | 1 1/2" | 60109015 |
| | 2" | 6010902 |
|  | 90° MIPT x FIPT | |
| | 1/4" | 6010913 |
| | 3/8" | 6010900375 |
| | 1/2" | 60109S05 |
| | 3/4" | 601090075 |
| | 1" | 601090 |
| | 1 1/4" | 601097 |
| | 1 1/2" | 601096 |
| | 2" | 601092 |
|  | 45° FIPT | |
| | 1/2" | S4E050 |
| | 3/4" | S4E075 |
| | 1" | S4E100 |
| | 1 1/4" | S4E125 |
| | 1 1/2" | 60109415 |

NIPPLES

| | | |
|---|-----------------|------------|
|  | 1/4" close | 610151 |
| | 1/4" x 3" | 601104003 |
| | 1/4" x 6" | SNI256 |
| | 3/8" close | 60150375C |
| | 3/8" x 2" | 60382 |
| | 3/8" x 2 1/2" | SNI3725 |
| | 3/8" x 3" | 60150383 |
| | 3/8" x 4" | 601503754 |
| | 3/8" x 5" | SNI375 |
| | 3/8" x 6" | SNI376 |
| | 1/2" close | 60150500C |
| | 1/2" x 1 1/2" | SNI051 |
| | 1/2" x 2" | 601105002 |
| | 1/2" x 2 1/2" | 6015150025 |
| | 1/2" x 3" | 60115003 |
| | 1/2" x 4" | 601105004 |
| | 1/2" x 5" | 60111501 |
| | 1/2" x 6" | 60115006 |
| | 3/4" close | 60110750C |
| | 3/4" x 2" | 601107502 |
| | 3/4" x 3" | 601107530C |
| | 3/4" x 4" | 711005 |
| | 3/4" x 5" | 711015 |
| | 3/4" x 6" | 711003 |
| | 3/4" x 8" | SNI758 |
| | 1" close | 60151000C |
| | 1" x 2" | 601002 |
| | 1" x 3" | 60111003 |
| | 1" x 4" | 711004 |
| | 1" x 5" | 601110500 |
| | 1" x 6" | 601110006 |
| | 1" x 8" | 60118 |
| | 1 1/4" close | 60111250C |
| | 1 1/4" x 2 1/2" | 601112525 |
| | 1 1/4" " x 3" | 601112503 |
| | 1 1/4" " x 4" | 711006 |
| | 1 1/4" " x 5" | SNI125 |
| | 1 1/4" " x 6" | 711017 |
| | 1 1/2" close | 60111500C |
| | 1 1/2" x 2 1/2" | 6011150025 |
| | 1 1/2" x 3" | 60111503 |
| | 1 1/2" x 4" | 711009 |
| | 1 1/2" x 5" | SNI155 |
| | 1 1/2" x 6" | 601115006 |
| | 1 1/2" x 8" | SNI158 |
| | 2" close | 60152000C |
| | 2" x 3" | SNI203 |
| | 2" x 6" | 601120006 |

Other lengths available:
12"-24"-48"-72"-96". Contact us.

REDUCERS

| | | |
|---|-----------------|--------|
|  | FIPT x FIPT | |
| | 1/4" x 3/8" | SC2537 |
| | 1/2" x 1/4" | SC5025 |
| | 1/2" x 3/8" | SC5037 |
| | 3/4" x 1/4" | SC7525 |
| | 3/4" x 3/8" | SC7537 |
| | 3/4" x 1/2" | SC7550 |
| | 1" x 1/4" | SC1025 |
| | 1" x 3/8" | SC1037 |
| | 1" x 1/2" | SC1050 |
| | 1" x 3/4" | SC1075 |
| | 1 1/4" x 1/2" | SC1250 |
| | 1 1/4" x 3/4" | SC1275 |
| | 1 1/4" x 1" | SC1210 |
| | 1 1/2" x 1/2" | SC1550 |
| | 1 1/2" x 3/4" | SC1575 |
| | 1 1/2" x 1" | SC1510 |
| | 1 1/2" x 1 1/4" | SC1512 |
| | 2" x 1" | SC2010 |
| | 2" x 1 1/2" | SC2015 |
|  | MIPT x FIPT | |
| | 1/4" x 3/8" | 711014 |
| | 1/2" x 1/4" | 715025 |
| | 1/2" x 3/8" | 705038 |
| | 3/4" x 1/4" | 713414 |
| | 3/4" x 3/8" | 713438 |
| | 3/4" x 1/2" | 713412 |
| | 1" x 1/4" | 714014 |
| | 1" x 3/8" | SB1037 |
| | 1" x 1/2" | 711012 |
| | 1" x 3/4" | 711034 |
| | 1 1/4" x 3/8" | SB1237 |
| | 1 1/4" x 1/2" | 665551 |
| | 1 1/4" x 3/4" | 714075 |
| | 1 1/4" x 1" | 714100 |
| | 1 1/2" x 1/2" | 712050 |
| | 1 1/2" x 3/4" | 712034 |
| | 1 1/2" x 1" | 711210 |
| | 1 1/2" x 1 1/4" | 712114 |
| | 2" x 1/2" | SB2050 |
| | 2" x 3/4" | 711013 |
| | 2" x 1" | 711020 |
| | 2" x 1 1/4" | 711225 |
| | 2" x 1 1/2" | 712015 |
| | 3" x 2" | 710302 |



BUTTERFLY VALVES



| | |
|-----|----------|
| 1½" | 60T150 |
| 2" | 60P88CC2 |
| 2½" | 60T212 |
| 3" | 60T300 |



BUTTERFLY VALVE EPDM
GASKET (BLACK BALL)

| | |
|-----|-----------------------|
| 1½" | 60GASKETVALPAP112EPDM |
| 2" | 60GASKETVALPAP2EPDM |
| 2½" | 60GASKET212EPDM |
| 3" | 60GASKETVALPAP3EPDM |
| 4" | 60GASKETVALPAP4EPDM |

CLIPS X FIPT FERRULES



| | |
|----------|---------------|
| 1½" x ¾" | 6788991D3 |
| 1½" x 1" | 6788991D4 |
| 2" x 1¼" | 67THRE2X114ST |
| 2" x 1½" | 6598140 |
| 2" x 2" | 6598142 |
| 2½" x 2" | 6598141 |

QUICK COUPLINGS



COMPLETE SET

| | |
|-----|----------|
| ¾" | 662034SS |
| 1" | 662015SS |
| 1¼" | 662014SS |
| 1½" | 662012SS |
| 2" | 662025SS |

INSERTION PART ONLY

| | |
|-----|--------|
| ¾" | 736650 |
| 1" | 736651 |
| 1¼" | 736652 |
| 1½" | 736655 |
| 2" | 736656 |

CLIPS X MIPT FERRULES



| | |
|-----------|------------|
| 1½" x ¾" | 736654 |
| 1½" x 1" | 6788991D1 |
| 1½" x 1¼" | 770060 |
| 1½" x 1½" | 770024 |
| 2" x 1¼" | 60R14SW214 |
| 2" x 2" | 60R14SW22 |
| 2" x 1½" | 60R14SW215 |
| 2½" x 2" | 770049 |

CLIPS FERRULES



QUICK

| | |
|-----|-----------|
| 1½" | 60R13C112 |
| 2" | 60R13C2 |
| 2½" | 60R13C212 |
| 3" | 60R13C3 |



HEAVY DUTY

| | |
|-----|------------|
| 1½" | 60R13HC112 |
| 2" | 60R13HC2 |
| 2½" | 60R13HC212 |
| 3" | 60R13HC3 |



SCREW STYLE

| | |
|-----|------------|
| 1½" | 60R13VT112 |
| 2" | 60R13VT2 |
| 2½" | 60R13VT212 |

SILICONE GASKETS FOR FERRULES



| | |
|-----|-----------------|
| 1½" | 60GASKET112SILI |
| 2" | 60GASKET2SILI |
| 2½" | 60GASKET212SILI |
| 3" | 60GASKET3 |



Source : Maplefromcanada.ca

MAPLE-CITRUS ENERGY BITES

YIELD: 10 balls or squares. Can be frozen.

Ingredients

- > 1 tbsp butter
- > 1/3 cup maple syrup
- > 1/3 cup orange juice
- > 1 tbsp chia seeds
- > 1/2 small lemon, juice and zest
- > 1 cup puffed wheat cereal
- > 1/2 cup puffed quinoa

Method

1. Melt butter in a saucepan and add liquid ingredients and chia seeds. Bring to a boil, then simmer 8 – 10 minutes.
2. Mix the puffed wheat and quinoa in a bowl.
3. Pour in the hot liquid, add the lemon zest, and mix well.
4. Stuff mixture into the molds of silicon ice cube trays or shape into little balls and place on a baking sheet.
5. Refrigerate 2 hours and they're ready to go!

STAINLESS STEEL QUICK COUPLINGS



BEST PRICE/QUALITY RATIO!



PART A

| | |
|--------|-------------|
| 1/2" | 66209005-A |
| 3/4" | 662090075-A |
| 1" | 662090100-A |
| 1 1/4" | 662090125-A |
| 1 1/2" | 662090150-A |
| 2" | 662090200-A |
| 3" | 662090300-A |



PART B

| | |
|--------|-------------|
| 1/2" | 66209005-B |
| 3/4" | 662090075-B |
| 1" | 662090100-B |
| 1 1/4" | 662090125-B |
| 1 1/2" | 662090150-B |
| 2" | 662090200-B |
| 3" | 662090300-B |



PART C

| | |
|--------|-------------|
| 1/2" | 66209005-C |
| 3/4" | 662090075-C |
| 1" | 662090100-C |
| 1 1/4" | 662090125-C |
| 1 1/2" | 662090150-C |
| 2" | 662090200-C |
| 3" | 662090300-C |



PART D

| | |
|--------|-------------|
| 1/2" | 66209005-D |
| 3/4" | 662090075-D |
| 1" | 662090100-D |
| 1 1/4" | 662090125-D |
| 1 1/2" | 662090150-D |
| 2" | 662090200-D |
| 3" | 662090300-D |



PART E

| | |
|--------|-------------|
| 1/2" | 66209005-E |
| 3/4" | 662090075-E |
| 1" | 662090100-E |
| 1 1/4" | 662090125-E |
| 1 1/2" | 662090150-E |
| 2" | 662090200-E |
| 3" | 662090300-E |



PART F

| | |
|--------|-------------|
| 1/2" | 66209005-F |
| 3/4" | 662090075-F |
| 1" | 662090100-F |
| 1 1/4" | 662090125-F |
| 1 1/2" | 662090150-F |
| 2" | 662090200-F |
| 3" | 662090300-F |



PART DP

| | |
|--------|--------------|
| 3/4" | 662090075-DP |
| 1" | 662090100-DP |
| 1 1/2" | 662090150-DP |
| 2" | 662090200-DP |
| 3" | 662090300-DP |



PART DC

| | |
|--------|--------------|
| 3/4" | 662090075-DC |
| 1" | 662090100-DC |
| 1 1/2" | 662090150-DC |
| 2" | 662090200-DC |
| 3" | 662090300-DC |

QUICK COUPLINGS / POLYETHYLENE



GASKETS

| | |
|------------------|---------|
| 3/4" | 6607901 |
| 1" | 6607902 |
| 1 1/4" et 1 1/2" | 6607903 |
| 2" | 6607904 |
| 3" | 6607905 |



REDUCERS | MIPT x FIPT

| | |
|---------|-------|
| 3" x 2" | 63251 |
|---------|-------|



NIPPLES | MIPT x MIPT

| | |
|----|-------|
| 2" | 63248 |
| 3" | 63247 |

COMPLETE SELECTION AVAILABLE IN STORE!



BALL VALVES

| | |
|-----------------|--------|
| 2" FIPT | 63242 |
| 2" MIPT | 63243 |
| 2" 3-way FIPT | 710156 |
| 3" FIPT | 63253 |



A- COUPLINGS WITHOUT RESTRICTION

| MIPT x INS | |
|------------|--------|
| 3/4" | 630100 |
| 1" | 630101 |
| 1 1/4" | 630102 |
| 1 1/2" | 630103 |

B- ADAPTORS

| INS x FIPT | |
|------------|-------|
| 1/2" | 64091 |
| 3/4" | 64092 |
| 1" | 64093 |
| 1 1/4" | 64094 |
| 1 1/2" | 64096 |
| 2" | 63230 |

| MIPT x INS | |
|------------|-------|
| 1/2" | 66195 |
| 3/4" | 64054 |
| 1" | 64056 |
| 1 1/4" | 66198 |
| 1 1/2" | 66199 |
| 2" | 66200 |

C- REDUCING ADAPTORS

| MIPT x INS | |
|-----------------|---------|
| 1/2" x 3/4" | 64053 |
| 1/2" x 1" | 6605301 |
| 3/4" x 1/2" | 64058 |
| 3/4" x 1" | 63200 |
| 1" x 3/4" | 66089 |
| 1" x 1 1/4" | 63205 |
| 1" x 1 1/2" | 63204 |
| 1 1/4" x 3/4" | 64060 |
| 1 1/4" x 1" | 64062 |
| 1 1/4" x 1 1/2" | 63206 |
| 1 1/2" x 1" | 64064 |
| 1 1/2" x 1 1/4" | 64066 |
| 1 1/2" x 2" | 63208 |
| 2" x 1 1/2" | 63210 |

D- TEES

| INS x INS x INS | |
|--------------------------|----------|
| 1/2" | 66022 |
| 3/4" | 66023 |
| 1" | 66029 |
| 1 1/4" | 6602801 |
| 1 1/2" | 66030 |
| 2" | 66033 |
| 1/2" x 1/2 x 3/4" | 63150 |
| 3/4" x 3/4" x 1/2" | 635002 |
| 3/4" x 3/4" x 1" | 63152 |
| 1" x 1" x 1/2" | 6602401 |
| 1" x 1" x 3/4" | 66024 |
| 1" x 1" x 1 1/4" | 66020 |
| 1 1/4" x 1" x 1/2" | 6602001 |
| 1 1/4" x 1" x 3/4" | 6602002 |
| 1 1/4" x 1" x 1" | 6602003 |
| 1 1/4" x 1 1/4" x 1/2" | 6602004 |
| 1 1/4" x 1 1/4" x 3/4" | 66025 |
| 1 1/4" x 1 1/4" x 1" | 66028 |
| 1 1/2" x 1 1/4" x 1" | 66028011 |
| 1 1/2" x 1 1/4" x 1 1/4" | 66028021 |
| 1 1/2" x 1 1/2" x 1/2" | 6602803 |
| 1 1/2" x 1 1/2" x 3/4" | 66026 |
| 1 1/2" x 1 1/2" x 1" | 66027 |
| 1 1/2" x 1 1/2" x 1 1/4" | 66021 |
| 2" x 1 1/2" x 1 1/2" | 6602101 |
| 2" x 2" x 1/2" | 6602102 |
| 2" x 2" x 3/4" | 6602103 |
| 2" x 2" x 1" | 66357 |
| 2" x 2" x 1 1/4" | 6602105 |
| 2" x 2" x 1 1/2" | 6602106 |

| INS x INS x MIPT | |
|--------------------------|---------|
| 3/4" x 3/4" x 3/4" | 678483 |
| 1" x 1" x 1" | 678484 |
| 1 1/4" x 1 1/4" x 1 1/4" | 678485 |
| 1 1/2" x 1 1/2" x 1 1/2" | 6602804 |
| 2" x 2" x 2" | 660331 |

| INS x INS x FIPT | |
|------------------------|----------|
| 3/4" x 3/4" x 1/2" | 6602901 |
| 1" x 1" x 1/2" | 6602701 |
| 1 1/4" x 1 1/4" x 1/2" | 66025010 |
| 1 1/2" x 1 1/2" x 1/2" | 6602601 |

E- CONNECTORS

| INS x INS | |
|-----------|-------|
| 1/2" | 66012 |
| 3/4" | 66013 |
| 1" | 66014 |
| 1 1/4" | 66015 |
| 1 1/2" | 66016 |
| 2" | 63220 |

F- REDUCERS

| INS x INS | |
|-----------------|-------|
| 3/4" x 1/2" | 66069 |
| 1" x 1/2" | 66066 |
| 1" x 3/4" | 66065 |
| 1 1/4" x 3/4" | 66092 |
| 1 1/4" x 1" | 66073 |
| 1 1/2" x 3/4" | 66093 |
| 1 1/2" x 1" | 63175 |
| 1 1/2" x 1 1/4" | 66078 |
| 2" x 1" | 63222 |
| 2" x 1 1/4" | 63225 |
| 2 x 1 1/2" | 66067 |

G- 90° ELBOWS

| INS x INS | |
|-----------|-------|
| 1/2" | 66045 |
| 3/4" | 66046 |
| 1" | 64068 |
| 1 1/4" | 64070 |
| 1" x 3/4" | 64073 |
| 1 1/2" | 64072 |
| 2" | 66666 |
| 3" | 66677 |

| INS x FIPT | |
|-------------|-------|
| 3/4" x 1/2" | 63156 |
| 1" x 1/2" | 64071 |

H- CAPS

| INS | |
|--------|-------|
| 1/2" | 66076 |
| 3/4" | 66043 |
| 1" | 66059 |
| 1 1/4" | 66060 |
| 1 1/2" | 66061 |
| 2" | 66062 |

COMPLETE SELECTION AVAILABLE IN STORE!

CROSSES (SLIP)



| | |
|-----|---------|
| 1" | 6608152 |
| 1½" | 6608153 |
| 2" | 6608154 |
| 2½" | 6608156 |
| 3" | 6608155 |

Y (SLIP)



| | |
|-----|---------|
| 1" | 6613149 |
| 1½" | 6613150 |
| 2" | 6613152 |
| 3" | 661330 |

TEES

FIPT x FIPT x FIPT



| | |
|-----|-------|
| ½" | 63177 |
| ¾" | 63182 |
| 1" | 63180 |
| 1¼" | 63178 |
| 1½" | 63179 |
| 2" | 63181 |

SLIP x SLIP x SLIP



| | |
|-----|----------|
| 1" | 63184 |
| 1½" | 66058150 |
| 2" | 665545 |
| 3" | 664565 |
| 4" | 664599 |

SLIP x SLIP x FIPT



| | |
|-----|----------|
| 1" | 631801 |
| 1½" | 66058151 |
| 2" | 665637 |

PVC SUPPORT



| | |
|-----------------|---------|
| 1" x 1" x 1" | 6645303 |
| 1½" x 1½" x 1½" | 6645304 |
| 2" x 2" x 2" | 6645305 |
| 3" x 3" x 2" | 6645306 |

90° ELBOWS

SP x SLIP



| | |
|-----|----------|
| 1¼" | 66147 |
| 1½" | 66088152 |
| 2" | 665530 |
| 3" | 665499 |
| 4" | 63214 |

FIPT x SLIP



| | |
|-----|----------|
| 1" | 631981 |
| 1½" | 66088151 |
| 2" | 665532 |
| 3" | 665528 |
| 4" | 63216 |

FIPT x FIPT



| | |
|-----|-------|
| ½" | 63190 |
| 1" | 63192 |
| 1¼" | 63193 |
| 1½" | 63194 |

MIPT x FIPT



| | |
|-----|--------|
| ½" | 63196 |
| ¾" | 63197 |
| 1" | 63198 |
| 1¼" | 63163 |
| 1½" | 63166 |
| 2" | 64086 |
| 3" | 665512 |

MIPT x SLIP



| | |
|-----|----------|
| 1" | 631982 |
| 1½" | 66088154 |
| 2" | 665527 |

SLIP x SLIP



| | |
|-----|----------|
| 1" | 63207 |
| 1¼" | 661471 |
| 1½" | 66088150 |
| 2" | 665526 |
| 2½" | 665543 |
| 3" | 665534 |
| 4" | 63203 |

90° ELBOWS (SP x FIPT)



| | |
|-----|----------|
| 1½" | 66088160 |
|-----|----------|

22.5° ELBOWS (SLIP x SLIP)



| | |
|-----|----------|
| 1½" | 66088156 |
| 2" | 665540 |
| 3" | 665529 |

45° ELBOWS (SLIP x SLIP)



| | |
|-----|----------|
| 1" | 63130 |
| 1¼" | 63131 |
| 1½" | 66088153 |
| 2" | 665531 |
| 3" | 665536 |
| 4" | 63215 |

ADAPTORS



SP x FIPT

| | |
|-----|----------|
| 1" | 63015 |
| 1½" | 66068154 |
| 2" | 665585 |
| 3" | 6606806 |



FIPT x SLIP

| | |
|-----|--|
| 1" | 63012 |
| 1¼" |  NEW 64095 |
| 1½" | 66068153 |
| 2" | 665546 |
| 2½" | 6606804 |
| 3" | 6606803 |
| 4" | 664094 |



SLIP x INS

| | |
|-----|---------|
| 1" | 63011 |
| 1½" | 665557 |
| 2" | 6655461 |

MIPT x SLIP

| | |
|-----------|----------|
| 1" x 1" | 63010 |
| 1¼" x 1¼" | 63014 |
| 1½" x 1½" | 66068150 |
| 2" x 2" | 665525 |
| 2½" x 2½" | 665547 |
| 3" x 3" | 6606801 |
| 4" x 4" | 665506 |



REDUCERS



MIPT x FIPT

| | |
|-----------|---------|
| ½" x ¼" | 66975 |
| ¾" x ¼" | 660777 |
| ¾" x ½" | 63185 |
| 1" x ¼" | 63051 |
| 1" x ½" | 66973 |
| 1" x ¾" | 63050 |
| 1¼" x ½" | 63171 |
| 1¼" x 1" | 63170 |
| 1½" x ¾" | 66976 |
| 1½" x 1" | 66977 |
| 1½" x 1¼" | 66974 |
| 2" x ¾" | 669782 |
| 2" x 1" | 669791 |
| 2" x 1¼" | 66978 |
| 2" x 1½" | 66979 |
| 2½" x 2" | 6697951 |



SP x FIPT

| | |
|-----------|-----------|
| 1¼" x 1" | 660781251 |
| 1½" x ¾" | 66078151 |
| 1½" x 1" | 66078150 |
| 1½" x 1¼" | 66078152 |
| 2" x ¾" | 66078275 |
| 2" x 1" | 66078201 |
| 2" x 1¼" | 66078153 |
| 2" x 1½" | 66078250 |
| 3" x 2½" | 660101 |
| 4" x 3" | 6625475 |



SLIP x SLIP

| | |
|----------|--------|
| 1¼" x 1" | 66990 |
| 1½" x 1" | 669779 |
| 2" x 1½" | 669797 |
| 3" x 2" | 669793 |



MIPT x SLIP

| | |
|-----------|----------|
| 1¼" x 1½" | 66068151 |
| 2" x 1½" | 66068152 |
| 2½" x 3" | 6606802 |



SP x SLIP

| | |
|-----------|--------|
| 1½" x 1" | 669783 |
| 1½" x 1¼" | 660481 |
| 2" x ¾" | 669787 |
| 2" x 1½" | 662545 |
| 2½" x 1½" | 669795 |
| 2½" x 2" | 669794 |
| 3" x 1½" | 669786 |
| 3" x 2" | 679799 |
| 3" x 2½" | 669796 |
| 4" x 2" | 669788 |
| 4" x 3" | 669778 |

CONNECTORS



SLIP x SLIP

| | |
|-----|----------|
| 1" | 66452 |
| 1½" | 66098150 |
| 2" | 665535 |
| 3" | 668831 |
| 4" | 668835 |

CAPS



SLIP

| | |
|-----|--------|
| 1" | 669734 |
| 1½" | 630351 |
| 2" | 668820 |
| 3" | 66881 |
| 4" | 66882 |



FIPT

| | |
|-----|--------|
| ½" | 660521 |
| ¾" | 660801 |
| 1" | 660802 |
| 1¼" | 660586 |
| 1½" | 630352 |
| 2" | 660583 |
| 2½" | 660584 |
| 3" | 660806 |



MIPT

| | |
|-----|---------|
| ¼" | 66053 |
| ½" | 66052 |
| ¾" | 6606101 |
| 1" | 6606102 |
| 1¼" | 6606103 |
| 1½" | 63035 |
| 2" | 66058 |
| 2½" | 660585 |
| 3" | 66884 |
| 4" | 66885 |

QUICK CONNECTORS



SLIP x SLIP

| | |
|-----|--------|
| 1" | 66699 |
| 1¼" | 667003 |
| 1½" | 66700 |
| 2" | 66701 |
| 3" | 66702 |
| 4" | 667044 |



FIPT x FIPT

| | |
|-----|---------|
| 1" | 66698 |
| 1¼" | 667004 |
| 1½" | 6670012 |
| 2" | 667012 |
| 3" | 66693 |

CLAMPS

ANSWERS
SUGARMAKER'S NEEDS

Stainless steel

| | |
|-------------|---------|
| HS-10 (¾") | 660822 |
| HS-16 (1") | 6608301 |
| HS-20 (1¼") | 6608311 |
| HS-24 (1½") | 660841 |
| HS-32 (2") | 60HAS32 |

ADHESIVES AND TEFLON

A



B



C



D



E



F



| | | |
|---|--|--------|
| A | FusionPro tape, 2,5 cm x 3 m | 661300 |
| B | PVC glue, 118 ml | 667055 |
| | PVC glue, 473 ml | 667056 |
| C | Teflon, ½" x 40' (10 m) | 64100 |
| D | Blue Monster Teflon tape ½" x 1429" | 64102 |
| E | Pink Teflon, ½" x 260" | 64105 |
| | Pink Teflon, ½" x 45' (10 m) Pink Teflon is designed for plumbing. More resistant than white Teflon. | |
| F | Grey Teflon, ½" x 260" | 64106 |
| | Grey Teflon is designed for stainless steel fittings. | |

Heavy duty.
For HD mainline

| | |
|-----|----------|
| 1" | 660848HD |
| 1¼" | 660838HD |
| 1½" | 660849HD |



Heavy duty

| | |
|-----|--------|
| 1" | 660848 |
| 1¼" | 660838 |
| 1½" | 660849 |
| 2" | 660843 |
| 3" | 660842 |
| 4" | 660854 |



Heavy duty stainless steel

| | |
|-----|---------|
| 1" | 660848S |
| 1¼" | 660838S |
| 1½" | 660849S |
| 2" | 660843S |
| 3" | 660842S |



For flexible hose

| | |
|-----|--------|
| 1½" | 660846 |
| 2" | 660847 |

PVC VALVES



BALL VALVES (FIPT)

| | |
|--------|-------|
| 1/2" | 63100 |
| 3/4" | 63105 |
| 1" | 63110 |
| 1 1/4" | 63115 |
| 1 1/2" | 63120 |
| 2" | 63125 |
| 3" | 63128 |



GATE VALVES (SLIP)

| | |
|--------|----------|
| 1" | 66175031 |
| 1 1/2" | 6617504 |
| 2" | 6617506 |
| 3" | 6617507 |
| 4" | 6617509 |



BALL VALVES HEAVY DUTY (FIPT)

| | |
|--------|--------|
| 1/2" | 63100R |
| 3/4" | 63105R |
| 1" | 63110R |
| 1 1/4" | 63115R |
| 1 1/2" | 63120R |
| 2" | 63125R |
| 3" | 63128R |

STAINLESS STEEL VALVES



BALL VALVES (FIPT)

| | |
|--------|-----------|
| 1/4" | 6617053 |
| 3/8" | 601438 |
| 1/2" | 601412 |
| 3/4" | 601475 |
| 1" | 6013TBV21 |
| 1 1/4" | 601414 |
| 1 1/2" | 601415 |
| 2" | 6013TBV22 |



BALL VALVES (INS x INS)

| | |
|------|----------|
| 3/4" | 66177075 |
| 1" | 66177100 |



BALL VALVES (INS x FIPT)

| | |
|------|----------|
| 3/4" | 66178075 |
| 1" | 66178100 |



3-WAY VALVES (OSMOSIS)

| | |
|------|-------|
| 3/4" | 71017 |
| 1" | 71014 |

3-WAY VALVES (STANDARD)

| | |
|------|--------|
| 3/4" | 71076W |
| 1" | 71077W |

PVC BALL VALVE



SLIP

| | |
|--------|---------|
| 1" | 6618106 |
| 1 1/2" | 6618107 |
| 2" | 6618108 |

SLIP + FIPT

| | |
|--------|---------|
| 1" | 6618109 |
| 1 1/2" | 6618110 |
| 2" | 6618111 |

PVC SINGLE UNION VALVES



FIPT x FIPT

| | |
|--------|---------|
| 1" | 6618100 |
| 1 1/2" | 6618101 |
| 2" | 6618102 |

SLIP

| | |
|--------|---------|
| 1" | 6618103 |
| 1 1/2" | 6618104 |
| 2" | 6618105 |

CHECK VALVES



SLIP x SLIP CLEAR PVC

| | |
|--------|---------|
| 1 1/2" | 6607112 |
| 2" | 660702 |
| 3" | 660703 |

FIPT x FIPT CLEAR PVC

| | |
|--------|--------|
| 1/2" | 660712 |
| 3/4" | 660734 |
| 1" | 660701 |
| 1 1/4" | 660714 |
| 1 1/2" | 660715 |
| 2" | 660716 |



FIPT x FIPT

| | |
|------|--------|
| 1/2" | 660731 |
| 3/4" | 660733 |
| 1" | 660711 |



Stainless steel

SWING CHECK VALVES

| | |
|--------|--------|
| 3/4" | 71013 |
| 1" | 71011 |
| 1 1/2" | 660706 |
| 2" | 660705 |

PVC RIGID PIPES

*Price by foot



Sold in 10'



Sold in 8' length

WHITE

| | |
|-----|---------|
| 1" | 6645100 |
| 1½" | 6645006 |
| 2" | 6645020 |
| 3" | 6645011 |
| 4" | 664513 |

CLEAR

| | |
|-----|------------|
| 1½" | 6625601040 |
| 2" | 6625801040 |

PVC FLEXIBLE PIPES

*Price by foot



Not approved food grade

| | |
|-----|---------|
| 1" | 6645101 |
| 1½" | 6645001 |
| 2" | 6645002 |
| 3" | 6645003 |

PVC STRAPS



| | |
|-----|--------|
| 1" | 667401 |
| 1¼" | 667413 |
| 1½" | 667415 |
| 2" | 667420 |
| 3" | 667430 |

HOSES

CLEAR FLEXIBLE VACUUM



| | |
|-----|----------|
| ¾" | 66450512 |
| 1" | 6645051 |
| 1¼" | 664504 |
| 1½" | 664505 |
| 2" | 6614922 |
| 3" | 664503 |

FLEXIBLE HIGH PRESSURE



| | |
|-----|-------------|
| ¾" | 66243 |
| 1" | 6600400 |
| 1¼" | 6600500 |
| 1½" | 66006099200 |
| 2" | 661491 |

100 PSI and more (pressure)
For pressure pumps



ONLY AVAILABLE
IN THE USA



For extractors plumbing.

GREEN FLEXIBLE

| | |
|-----|--------|
| 1" | 620610 |
| 1¼" | 620612 |
| 1½" | 620615 |
| 2" | 620620 |
| 3" | 62030 |
| 4" | 620640 |

1/8" CLEAR THIN WALL



| | |
|--------|----------|
| ¾" | 6600300 |
| 7/8" | 660078* |
| 1" | 66004001 |
| 1-1/8" | 660112* |
| 1¼" | 664507 |

Not recommended for vacuum (maximum 30 PSI)
* Use on CDL reverse osmosis

1/4" CLEAR THICK WALL



| | |
|-----|--------------|
| ¾" | 660030012001 |
| 1" | 660040012001 |
| 1¼" | 660050992001 |
| 1½" | 660060992001 |
| 2" | 66149 |

Can be used with vacuum (50 to 60 PSI maximum)
Maximum 24 inches of mercury.

1/4" POLYETHYLENE TUBING

*Price by foot



| | |
|------|--------|
| 1/4" | 661415 |
|------|--------|

RUBBER COUPLINGS AND CLAMPS

COUPLINGS



| | |
|-----|--------|
| 1¼" | 66094 |
| 1½" | 669050 |
| 2" | 669051 |
| 3" | 669058 |
| 4" | 669060 |

REDUCERS



| | |
|-----------|--------|
| 1½" x 1¼" | 66099 |
| 2" x 1½" | 66098 |
| 4" x 2" | 669054 |
| 3" x 4" | 669059 |

HOSES FOR FILTER PRESSES

*Price by foot

A



Clear 5/8"

6600210

B



5/8" High temperature high pressure
Use between the pump and the plates.

66285



cdlinc.ca | cdlusa.com

Please contact your CDL store or CDL online store for more information and prices.

Your sugaring operation's **intelligence**




LET CDL INTELLIGENCE DO THE WORK FOR YOU!

The CDL Intelligence system gives you 24/7 real-time access to your sugarbush's key data so you can better understand your performance and ultimately boost your profitability.

Choosing CDL Intelligence means choosing a simple, reliable, and stable system that will help you:

- > Understand your sugarbush's situation in real time
- > Make sure your pumping stations are working properly
- > Get the most out of your equipment
- > Take control remotely as soon as a problem arises
- > Save time and money



SCAN TO SEE
THE VIDEO
bit.ly/cdlvideos



MAPLE SUGARING
MANAGEMENT SYSTEM

CDL Intelligence, a sugarhouse management system that allows the complete automation of systems and processes.

From surveillance to absolute control and automation of the systems of your sugaring operation, **let CDL intelligence do the work for you!**



**Easy to install,
easy to use**



**Quick return on
investment**

Boost production by at least 1/2 lb per tap
while reducing labor costs



**Automatic
remote updates**



**CDL maintenance
and technical service**

HERE ARE THE FEATURES YOU'LL HAVE AT YOUR FINGERTIPS WHEN YOU CHOOSE A CDL INTELLIGENCE SYSTEM:

- > Satellite overview of your sugarbush and tubing with a satellite map (KML/GPS/GPX)
- > Detection of leaks and loss of vacuum in the sugarbush
- > Remote vacuum control and start/stop
- > Pumping station monitoring
- > Tank level monitoring
- > Remote valve and pump start/stop
- > Temperature-based vacuum and drive adjustment
- > Continuous flowmeter and Brix readings
- > Integrated communication with Intelligent RO
- > Support for multiple communication gateways (remote and not)
- > Remote cloud-based access from your computer, tablet, or smartphone
- > Alerts on your smart phone or tablet
- > Day and night infrared camera surveillance
- > Automation of many repetitive daily tasks
- > Ability to have multiple users with different levels of control
- > Time and employee task management
- > Geolocation of employees in the woods

**NEW**


- > Control and protection module for pressure pumps
- > Control and protection for manual RO

WISEMESH

**SMART MAPLE PRODUCTION NETWORK**

THE ONLY INTELLIGENT NETWORK DEDICATED AT 100% FOR MAPLE SUGARING, TOTALLY DEVELOPED BY CDL.

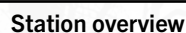
Your CDL Intelligence system is supported by the CDL Wisemesh network. The experience acquired with the thousands of installed sensors allows us to offer **the only maple sugaring intelligent network on the market.**





**WITH CDL INTELLIGENCE,
YOU'RE GAINING ACCESS
TO A RESPONSIVE,
USER-FRIENDLY
INTERFACE.**

**IT'S GUARANTEED TO
MAKE LIFE EASIER,
WHETHER OR NOT
YOU'RE TECH-SAVVY.**



- > Data accessible anytime, from anywhere
- > Resolution adjusted for your computer, tablet, or smartphone
- > Simplified design for even more intuitive navigation

STARTER KIT

KIT INCLUDES:

- > 5 single vacuum sensors
- > 1 gateway
- > 1 controller (mini-pc)
- > 1 HD monitoring screen
- > 1 wireless mouse + keyboard

Possibility to add-on to your needs over the years.

21090-EN



OUTDOORS



Vacuum sensor (single)

- A** Remotely measure the vacuum in one master line and see the ambient temperature in the woods. Solar powered.

SE100-V

Vacuum sensor (double)

- B** Remotely measure the vacuum in two master lines and see the ambient temperature in the woods. Solar powered.

SE100-V-2

Communication gateway V2

- C** Ensures that information is transmitted between the wireless vacuum sensors and the control hub.

SG100-V2

Qi wireless charger and AC/DC adaptor PG200 assy

- D** Induction charger for the portable gateway.

22201A

V2 antenna deployment kit (20 ft)



21072

INTERFACE


CDL Control base

Microcomputer required to run your CDL Intelligence system on your devices (computer, tablet, smartphone).

21082A



PUMPING STATION

**Tank level sensor**

- A** See the levels of sap or concentrate remotely, in real time. You can also receive alerts when the water or concentrate reaches a certain level.

SA100-HT

Tank level sensor holder

- B** Allows you to mount your tank level sensor at the correct distance from the tank walls for a better reading.

21120

Multifunction controller (in/out)

- C** Includes two inputs and two outputs. Allows for max 240 V/10 A valve modulation and/or dry-contact on/off.
New and ultra-compact design. Works with Wisemesh only.

SE200-M2

Tank level sensor kit with probes

- D** Provides automatic control of pressure pumps.

66551

Communication module

- E** Can be added to the phase converter for LENZE vacuum pumps to manage RPM based on the outdoor temperature.

21206

**Submersible level sensor 4-20mA**

Level reading by pressure. For closed tanks, silos or automated ROs

679610030

Tank bracket Allows you to suspend the submersible level sensor (679610030)

731448

PUMPING STATION (CONTINUED)

PUMP SAFETY MODULE

**Avoid losses and be notified if a problem arises.**

Pump safety module that can be easily connected with maple sugaring management system CDL Intelligence (called before monitoring).

Used to stop a water pump when desired parameters are not met (minimum pressure, maximum pressure and duration in seconds). Connected with CDL Intelligence, the system will send you an alert on your cell phone if there is a problem. You will also be able to consult the status of your system remotely.

- > Waterproof plastic case
- > 110V power supply
- > 1/4" MIPT pressure probe included (to be installed on the discharge line)

Safety box for local booster water pump only 521252

Safety box for local booster water pump + monitoring 521256

SCAN TO SEE
THE VIDEO

bit.ly/cdlvideos



4.0 MEGAPIXEL PAN & TILT WIRELESS IP CAMERA



**AVAILABLE
SUMMER 2022**

**AFFORDABLE, STYLISH, INTUITIVE, EASY SET UP:
Camera and App are easy to install and simple to control.**

CDL CAM Super HD video and up-to-33 feet Night Vision that uses 13 IR LEDs allow you to look after your sugarbush day and night. Pre-set positions (up to 16) to allow you to easily focus and monitor what you need.

Works with either ethernet or 2.4/5GHz Dual-Band WiFi networks, which provide a reliable WiFi connectivity to access your camera with CDL Monitoring app on mobile device, and with PC at anytime, anywhere.

REMOTE PAN TILT: Remote control camera rotate 355° in horizontal and 120° vertical ensuring you always have a clear view of your sugaring installation.

20210

PUMPING STATION (CONTINUED)

FLOWMETERS

CDL ULTRASONIC FLOWMETER

- > To measure flow per minute and the total quantity of liquid. Works positively and negatively. Possibility to reset to zero.
- > Not made for applications under vacuum. Works on 24 volt with a transformer included. Maximum pressure 150 psi.
- > Easily connects to the CDL Intelligence system (monitoring).

1" RS-485 MESH 210100U

1-1/2" RS-485 MESH 210150U

2" RS-485 MESH 210200U

3" RS-485 MESH 210300U



CDL ROTARY FLOWMETER

- > To measure flow per minute and the total quantity of liquid. Works positively only. (installation of a check valve is recommended. Possibility to reset to zero.
- > Recommended for applications under vacuum (ex: coming out of an extractor). Works on 24 volt with a transformer included. Maximum pressure 150 psi.
- > Easily connects to the CDL Intelligence system (monitoring).

1" RS-485 MESH 210100
2.5 - 79 GPM

1-1/2" RS-485 MESH 210150
6.5-225 GPM

2" RS-485 MESH 210200
10.5-357 GPM

3" RS-485 MESH 210300
24-739 GPM



MOTORIZED VALVES

Use the CDL Intelligence system to remotely control tank drainage valves, discharge tubing, and extractors in remote pumping stations.

Motorized valve 120 V | ON/OFF 2" ferrule 668408S

Motorized valve 120 V | ON/OFF 2" ferrule 668409S

Motorized valve 120 V | ON/OFF 2-1/2" ferrule 668410S

Motorized valve 120 V | ON/OFF 3" ferrule 668411S

Motorized valve 120 V | ON/OFF 4" ferrule 668412S



**REMOTE SUPPORT AND INSTALLATION
SERVICES THROUGHOUT THE USA
AND CANADA FOR PEACE OF MIND.**



PUMPING STATION (CONTINUED)



VACUUM REGULATING MODULATING VALVE

CDL MONITORING SYSTEM OPTION FOR REMOTE VACUUM MODULATION

ADVANTAGES :

- > Improve vacuum management to prevent premature mainline freezing when temperature are close to 0 °C
- > Energy saving when the system is frozen or during the night when the sap is running very little
- > Better vacuum management. Can allow quicker sap flow at the beginning of the day for systems that are not tight

SCAN TO SEE
THE VIDEO
bit.ly/cdlvideos



668409

Vacuum regulator and plumbing not included.

EMPLOYEE MANAGEMENT MODULE

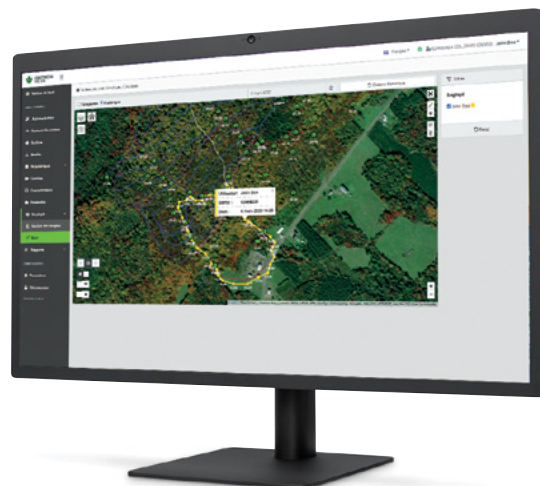
MANPOWER MANAGEMENT OF YOUR SUGARING BUSINESS CAN NOW BE DONE WITH THE CDL INTELLIGENCE SYSTEM!

FROM THE WEB INTERFACE, THE SYSTEM ADMINISTRATOR CAN:

- > **Build personalized reports on employee tasks, for example:**
 - > Who did the work
 - > Date the work was done
 - > Time spent on the task
 - > Apply filters on employees, the type of work, the period, etc.
- > **Build timecard reports**
 - > Filter by employee or period
 - > Simplify pay management by getting the time for each employee for a period
- > **Detailed view of timecards**
 - > Day by day time entries detailed by type of task
 - > Filter per period

FROM THE MOBILE APP,

- > **Log employee displacements**
- > **Time card: Start/stop the stopwatch and possibility to specify the task**



**THIS BRAND NEW MODULE CAN MANAGE THE DAILY ROUTINE FOR YOU.
FOR MORE DETAILS, CALL YOUR CDL SALES REPRESENTATIVE.**

CDL EXPERTISE AT THE SERVICE OF MAPLE SYRUP PRODUCERS!

**DID YOU KNOW THAT THE CDL
TEAM IS HERE TO MEET ALL
OF YOUR NEEDS?**

**HERE IS THE LIST OF SERVICES
WE OFFER. ASK YOUR STORE
OR YOUR CDL REPRESENTATIVE!**

> **Project evaluation**

Have your project fully assessed by our experts, who have access to a large inventory in real time.

> **Maple syrup and technical advice**

Take advantage of the advice of our experts to calculate the pipe sizing and discharge calculation.

> **GPS mapping**

Optimize the strategic positioning and planning of your equipment using GPS technology.

> **Installation of mainlines and tubing**

Take advantage of the industry's best practices and ask our experts to install your mainlines and tubing in your forest.

> **Equipment rental**

Rent an Electrofusion welder or a SpinSeal welder for your one-time installation needs. Verify with your CDL branch to find out if other equipment is available for rental in your region.

> **Assembly of drop lines**

Make your life easier with our drop line assembly service! Available in every CDL store.

> **Implementation of the CDL monitoring system**

Get advice from our experts on our forest surveillance system. Our team will assess your needs and guide you step by step on its installation in your sugarbush.

> **Turnkey installation of equipment**

When making your purchase, ask our experts to deliver and do a complete installation of your CDL equipment directly to your sugarhouse.

> **Repair at the sugarhouse**

Start maintaining your equipment before the start of the sugar season! Our team will come to your sugarhouse to repair your electrical, welding, plumbing, start-up and burner adjustment problems, for any brands.

> **Personalization and modification of equipment**

Add your company name to your CDL equipment, or request custom adjustments if you have specific needs.

> **24/7 assistance during the sugaring season**

During the sugaring season, our team is available 24 hours a day, 7 days a week to respond to your emergencies.



VARIABLE SPEED EXTRACTOR

ADVANTAGES

- Continuous sap evacuation;
- Progressive pump start;
- Progressive pump stop;
- Minimizes amperage peaks;
- Pump adapted to pump up water;
- Stays clean;
- Continuous action.

| | | | | | |
|------------------|--|--------------|------|------|---------------|
| 18" x 36" simple | | 1 x 1-1/2 HP | 1 PH | 240V | 1836ES15VAR |
| 20" x 48" simple | | 1 x 2 HP | 1 PH | 240V | 2048ES2VAR |
| 20" x 48" double | | 1 x 2 HP | 1 PH | 240V | 204820ES2VAR |
| 20" x 48" double | | 2 x 2 HP | 1 PH | 240V | 204820ES2DVAR |
| 20" x 48" simple | | 2 x 2 HP | 1 PH | 240V | 2048ES2DVAR |
| 20" x 60" double | | 3 x 2 HP | 1 PH | 240V | 206020ES3VAR |

: AVAILABLE IN 3 PHASES 208V, 460V ET 575V.



SCAN TO SEE
THE VIDEO

bit.ly/cdlvideos



HORIZONTAL EXTRACTORS WITH SUBMERSIBLE PUMP

**OFTEN COPIED,
NEVER EQUALLED!**



The specified measurement is the distance between the base of the extractor and the center of water entry.

: AVAILABLE IN 3 PHASES 208V, 460V ET 575V.

ADVANTAGES

- No sap-return in the 5/16" tubing;
- High quality submersible pump;
- Pump adapted to pump up water;
- No air in the tubing system while extracting sap;
- Solves the sap extraction problems caused by pumping at high vacuum;
- No float, extremely reliable.

| | | |
|-----------|--------------------------|--------------|
| 18" x 48" | 1/2 HP | 204820ES |
| 18" x 48" | 2 HP | 204820ES2 |
| 18" x 48" | 1 x 2 HP Low pressure | 204820ES2LP |
| 18" x 48" | 2 x 2 HP | 204820ES2D |
| 18" x 48" | 2 x 2 HP Low pressure | 204820ES2DLP |
| 18" x 60" | 3 x 2 HP | 206020ES3 |
| 18" x 60" | 3 x 2 HP Low pressure | 206020ES3LP |
| 18" x 60" | 4 x 2 HP | 206020ES4 |
| 18" x 60" | 4 x 2 HP Low pressure | 206020ES4LP |

Pressure gauge not included

LOW HORIZONTAL EXTRACTORS



The specified measurement is the distance between the base of the extractor and the center of water entry.



ADVANTAGES

- Very low (**only 24" from the ground**);
- No sap-return in the 5/16";
- High quality submersible pump;
- Pump adapted to pump up water;
- No air in the tubing system while extracting sap;
- Solves the sap extraction problems caused by pumping at high vacuum.

Submersible conversion kits available.

| | | |
|-------------|--------------------------|------------|
| 12" x 24" | 1 x 1/2 HP | 1224ES |
| 18" x 36" | 1/2 HP | 1836ES |
| 18" x 36" ⚡ | 1-1/2 HP | 1836ES15 |
| 18" x 48" ⚡ | 2 HP | 2048ES2 |
| 18" x 48" ⚡ | 1 x 2 HP Low pressure | 2048ES2LP |
| 18" x 48" ⚡ | 2 x 2 HP | 2048ES2D |
| 18" x 48" ⚡ | 2 x 2 HP Low pressure | 2048ES2DLP |

Pressure gauge not included

⚡ : AVAILABLE IN 3 PHASES 208V, 460V ET 575V.

**Ideal up to
1 000 taps
at 29Hg.**

1224ES



EXTRACTOR GRID



- Made of stainless steel
- Very strong
- Can be installed on extractors already in place.

The grids are designed to hold ice, wood shavings or plastic and it prevents them from getting in the pump and damage it.

Available in multiple sizes. Ask about them!



SELF-CLEANING EXTRACTORS

OUR EXTRACTORS ARE NOW AVAILABLE WITH A SPRINKLER FOR SELF-CLEANING!



SELF-CLEANING EXTRACTORS KITS MAY ALSO BE INSTALLED ON YOUR EXISTING EXTRACTORS!*

72000200


* Requires external pump and plumbing (not included). Contact us for details!



360° CLEANING EFFICIENCY



VERTICAL EXTRACTORS WITH SUBMERSIBLE PUMP



| | | Without manifold | With manifold |
|-----------|--------------|----------------------------|---------------|
| 18" x 40" | 1/2 HP | 2036ES | 203608ES |
| 18" x 40" | 1-1/2 HP | 2036ES2 With converter | 203608ES2 |
| 18" x 40" | 2 x 1/2 HP | 2036ESD | 203608ESD |
| 18" x 40" | 2 x 1-1/2 HP | 2036ES2D With converter | 203608ES2D |

Pressure gauge not included

ADVANTAGES

- Opening on top for easy cleaning;
- No sap-return in the 5/16" tubing;
- High quality submersible pump;
- No float, extremely reliable;
- No air in the tubing system while extracting sap;
- Solves the sap extraction problems caused by pumping at high vacuum.


The specified measurement is the distance between the base of the extractor and the center of water entry.

Please contact your CDL store or CDL online store for more information and prices.


cdlinc.ca | cdlusa.com



MECHANICAL EXTRACTORS



12" x 12" 121208 750 taps



12" x 18" 121808 3 000 taps



12" x 24" 122408 4 000 taps

The specified measurement is the distance between the base of the extractor and the center of water entry.



Measures can vary depending on model

ADVANTAGES

- Quick evacuation of the sap;
- No-maintenance mechanism;
- Stainless steel fleet;
- Openings at both extremities to ease cleaning;
- Non bonded, dismountable cylinder.

| | | | | |
|-----------|--------|-----------------------|-------------|-----------------|
| 18" x 24" | 202608 | Manifold 8" x 26 low | 6 000 taps | 8 1/2" openings |
| 18" x 24" | 202612 | Manifold 12" x 26 low | 12 000 taps | 8 1/2" openings |

Pressure gauge not included



WE ARE PROUD TO DESIGN AND MANUFACTURE OUR EQUIPMENT IN OUR OWN FACILITIES!

HIGH VACUUM MOISTURE TRAP



Designed for high vacuum, this moisture trap captures water particules in the air that are not normally retained by conventional traps. It offers better protection for your pumps than other models on the market.



CDL 3" high vacuum moisture trap
mechanical/electrical

710607

VACUUM PROTECTION VALVE



The vacuum protection valve safely prevents sap overflow in your moisture trap or your vacuum pump without shutting vacuum down.

668411

MOISTURE TRAPS



| | | |
|----------|----------------------|---------|
| A | CDL 2" moisture Trap | 6610508 |
| B | CDL 3" moisture Trap | 710605 |
| | Electric option | 667282 |

VACUUM BOOSTER TANKS THICK WALL



Pressure gauge included



Pressure gauge included

HORIZONTAL

| | |
|-----------|--------|
| 8" x 24" | 722408 |
| 12" x 24" | 722412 |
| 12" x 36" | 723612 |
| 18" x 36" | 723618 |

VERTICAL

| | |
|-----------|--------|
| 12" x 18" | 721218 |
| 12" x 24" | 721224 |

REPAIR PARTS



Snap D-2000 folded

662641P



Hinge and spring kit
for extractors

662481

SAP LIFTERS



Simple sap filter



300 taps

73015



Please contact your CDL store or CDL online store for more information and prices.

cdlinc.ca | cdlusa.com





CDL HIGH VACUUM SAP LIFTER KIT

THE NEW OPTION TO SOLVE FREEZING, MECHANICAL AND LEAK PROBLEMS IN A REVERSE SLOPE APPLICATION.

- ✓ No need to have power, the system works on solar energy. An optional 230 V low consumption is also available.
- ✓ Access the inside through a small or a large door in the front.
- ✓ Continuous heating with a safe propane pilot to prevent freezing (propane tank not supplied).
- ✓ Mainlines entry completely reversible.
- ✓ Leak free system that won't freeze to reach maximum vacuum.
- ✓ Easy installation and maintenance using quick connects.



This equipment is used to lift sap from one pipe to another sloping down to a pump station. The system can lift sap up to 20 or 33 feet of elevation depending on model.

INCLUDES:

- > High quality insulated plastic shelter.
- > Reliable system using a submersible pump
- > Quick connect electrical components
- > 1 foldable (in 3 sections) solar panel for easy transportation and installation, giving 300 watts of charging capacity. (solar model)
- > 2 batteries (solar model)

4 AVAILABLE MODELS:

12 V solar model - From 200 to 700 taps*
73800012V1P

230 V electric model with 1 pump
From 300 to 1 000 taps*
7380002301P

230 V electric model with 2 pumps
From 600 to 2 000 taps*
7380002302P

230 V electric model with two 280 GHP pumps in series
From 275 to 875 taps* Max 33 feet of elevation
7380002302P

* May vary depending on vacuum level.



SCAN TO SEE
THE VIDEO

bit.ly/cdlvideos





By **Lionel Turmel**,
expert and customer service

THE ADVANTAGE OF VACUUM **MODULATION**

Installing a valve to modulate vacuum has one main advantage: it will increase the volume of your sap runs by preventing freezing in your lateral lines and mainlines when temperature outside is humid and around freezing point. Also, when the temperatures are very cold and you keep the pumps running, dropping the vacuum level will prevent hard freezing of the lateral lines and mainlines. Using this new technology, you should observe earlier sap runs.

The vacuum modulating valve is installed near the vacuum pump inlet. Managed by our CDL Intelligence system, the valve will automatically set itself to a preprogrammed optimum combination of vacuum and outside temperature that you have predetermined for your sugarbush to maximum the length of your sap run before freezing.

In high-vacuum systems, micro leaks can cause early freezing stage issues in 5/16" tubing and mainlines even with temperature above freezing point, especially when there is a lot of moisture in the air. As we know, maple trees can keep giving sap until the temperature reaches 0 °C and sometimes less. If you can prevent early freezing stage, you will get more sap production. This is what all sugarmakers want and should be looking for with this innovative CDL way of managing vacuum.

Remember, every drop counts; a gallon of 2 Brix sap is worth about \$1.00.

Contact us to learn more. We'd be happy to help you!



CHOOSE A HIGH VACUUM PUMP : THE BEST INVESTMENT FOR YOUR BUSINESS!

WE DID THE MATH!

- > Go from 25 to 29"Hg of vacuum and increase production by 20%
- > Go from 3,5 to 4,2 lb per tap gives:
 - + \$7 000 of revenue / year for 5,000 taps
 - + \$14 000 of revenue / year for 10,000 taps
 - + \$42 000 of revenue / year for 50,000 taps

A 1 YEAR RETURN ON YOUR INVESTMENT!



CDL HIGH PERFORMANCE VANE VACUUM PUMP



| | | |
|---|---------------|--------------|
| 0.5 HP 120/240V 1PH | (250 taps) | 58006G40.5HP |
| 1 HP 120/240V 1PH | (650 taps) | 58020G41HP* |
| * Plug in model includes electric cord and male plug. | | |
| 1 HP 208-460V 3PH | (650 taps) | 58020G11HP |
| 1 HP 575V 3PH | (650 taps) | 58020G51HP |
| 1.5 HP 575V 3PH | (1 000 taps) | 58031G51.5HP |
| 1.5 HP 208-460V 3PH | (1 000 taps) | 58031G11.5HP |
| 2 HP 208-460V 3PH | (1 800 taps) | 58041G12HP |
| 2 HP 240V 1PH | (1 800 taps) | 58041G42HP |
| 2 HP 575V 3PH | (1 800 taps) | 58041G52HP |
| 3 HP 208-460V 3PH | (3 000 taps) | 58064G13HP |
| 3 HP 240V 1PH | (3 000 taps) | 58064G43HP |
| 3 HP 575V 3PH | (3 000 taps) | 58064G53HP |
| 5 HP 208-460V 3PH | (3 700 taps) | 58101G15HP |
| 5 HP 240V 1PH | (3 700 taps) | 58101G45HP |
| 5 HP 575V 3PH | (3 700 taps) | 58101G55HP |
| 7.5 HP 208-460V 3PH | (7 000 taps) | 58160G17.5HP |
| 7.5 HP 240V 1PH | (7 000 taps) | 58160G47.5HP |
| 7.5 HP 575V 3PH | (7 000 taps) | 58160G57.5HP |
| 7.5 HP 208-460V 3PH | (8 300 taps) | 58200G17.5HP |
| 7.5 HP 240V 1PH | (8 300 taps) | 58200G47.5HP |
| 7.5 HP 575V 3PH | (8 300 taps) | 58200G57.5HP |
| 10 HP 575V 3PH | (11 300 taps) | 58250G510HP |
| 10 HP 208-460V 3PH | (11 300 taps) | 58250G110HP |
| 10 HP 208-460V 3PH | (11 700 taps) | 58300G110HP* |
| * Available upon request. | | |
| 15 HP 208-460V 3PH | (11 700 taps) | 58300G115HP |

DESIGNED FOR UP TO 29,9" HG!

Available from 1.5HP to 10HP,
single or 3 phase motor
Available in 208-460V, 240V and 575V



ADVANTAGES


- > Compact and quiet
- > Very little maintenance
- > Very reliable
- > High performance
- > Competitive pricing

SCAN TO SEE
THE VIDEO
bit.ly/cdlvideos



Contact your CDL sales representative to find out
which pump is right for you!

CDL HIGH VACUUM PUMP WITH GAS MOTOR



100% CDL ASSEMBLY

Gas powered
CDL vacuum pump
5 HP assembled
(less than 1 800 taps)
58041GG5HP

Gas powered
CDL vacuum pump
9 HP assembled
(less than 3 000 taps)
58064GG9HP

THE ASSEMBLY INCLUDES:

- High vacuum CDL pump
- Electric starter
- Battery
- Honda gas motor
- Steel platform

ADJUSTABLE CART FOR CDL AND AIRTECH (L-SERIES) VACUUM PUMPS



Adjustable cart for
CDL and Airtech
vacuum pump
5 HP to 10 HP

6660200

Plumbing not included.

Available options :

Board for
control panel

6660200PA

Moisture trap
support

6660200SU



At CDL, we're behind you when it matters. As sugarmakers, we know how important it is to have a **qualified and professional service available 24/7** so that you can fully enjoy the sugaring season!

TECHNICAL SERVICE, INSTALLATION AND EXPERT ADVICE.



* 24h Service during the sugaring season

DIAPHRAGM VACUUM PUMPS

(IDEAL FOR SMALL PRODUCERS)



See through cover!



A

Source : 120 volts



B



See through cover!



C

ADVANTAGES

- Pumps up to 22" Hg;
- Works without a sap extractor;
- Easy to use and very compact;
- Liquid won't damage the pump;
- Can run dry without problem.

Inline filter required to prevent ice from going in the pump. See page 82.

Note: These pumps must be protected from freezing.



Replacement diaphragm

G500SK-13

| | | | |
|---|--|----------------|--------|
| A | Single diaphragm vacuum pump (electric) | Up to 400 taps | 669512 |
| | Double diaphragm vacuum pump (electric) | Up to 800 taps | 669514 |
| B | 24 VDC double diaphragm pump Minimum of 12 hours of operation when used with 2x 12V DC 60 amp batteries. Batteries not included. | Up to 700 taps | 669520 |
| C | 24 VDC electric diaphragm pump Minimum 20 hours operation on 2 12VDC 60-amp hour batteries. Battery not included. | Up to 400 taps | 669510 |

2 STAGE LIQUID RING CDL PUMPS

ADVANTAGES

- > Up to 28 Hg
- > No mechanical friction inside the pump.
- > The circulation of water around the rotor creates vacuum
- > Maintenance free
- > Ideal in a heated room without freeze

| | | |
|---------------------|--------------|----------------|
| 5 HP 208/460V 3PH | (4 000 taps) | 5845008G15HP |
| 5 HP 230V 1PH | (4 000 taps) | 5845008G45HP |
| 5 HP 575V 3PH | (4 000 taps) | 5845008G55HP |
| 7.5 HP 208/460V 3PH | (6 000 taps) | 5845311G17.5HP |
| 7.5 HP 230V 1PH | (6 000 taps) | 5845311G47.5HP |
| 7.5 HP 575V 3PH | (6 000 taps) | 5845311G57.5HP |
| 10 HP 208/460V 3PH | (8 000 taps) | 5845316G110HP |
| 10 HP 230V 1PH | (8 000 taps) | 5845316G410HP |
| 10 HP 575V 3PH | (8 000 taps) | 5845316G510HP |



**PROVEN RELIABILITY
FOR OVER 40 YEARS!**



PHASE CONVERTERS



| | 230V → 208V 1 → 3 PHASE CONVERTER | 3 PHASE DRIVE |
|--------|---|------------------|
| 1.5 HP | 66111DA | - |
| 2 HP | 66112DA | - |
| 3 HP | 66113DA | - |
| 5 HP | 66115DA | - |
| 7.5 HP | 66129DA | - |
| 10 HP | 66118DA | 66115DA |
| 15 HP | 66015DA | 66129DA |
| 20 HP | 66120DA | 66118DA |

Factory preprogrammed

**Available on 550 V.
Ask your CDL sales representative!**



OIL FOR RECLAIMERS



High vacuum oil,
18,9 L
Grade 32 663532

Oil recommended by



VACUUM OIL FOR VANE PUMPS



Vacuum oil, 10 L
Grade 60 663549
Ideal for DeLaval pump
Without reclaimer

Oil recommended by



AUTOMATIC STARTERS



| | 120V | 230V | 575V |
|----------|-------|-------|-------|
| 1 & 2 HP | - | 66573 | - |
| 1.5 HP | 66574 | - | - |
| 3 HP | - | 66571 | 66590 |
| 5 HP | - | 66562 | 66595 |
| 7.5 HP | - | 66561 | 66588 |
| 10 HP | - | 66563 | 66569 |

AUTOMATIC STARTERS



A



B



C

| | | |
|---|--|---------|
| A | Temperature controlled automatic starter | 669375 |
| B | Manual adjustment kit for converter | 68100 |
| C | Vacuum transmitter probe | GRD1632 |

VACUUM REGULATOR



721212

HIGH VACUUM OIL FOR AIRTECH AND CDL VANE PUMPS

Vane pump oil ISO 22
3.78 L 6635378



Vane pump oil 22
20 L 663520

Oil recommended by



Screw pump oil
Airtech VCX, 1 L 68AT03000



cdlinc.ca | cdlusa.com



GAUGES



VACUUM

A



DIGITAL VACUUM

B



PRESSURE

C



GLYCERIN PRESSION

D

| | | | | | | | | | | |
|---|----------------|---------|-----------------------------|------------------|---|-------------------|------|-------------|------------------|----------|
| A | Vacuum | 2,5" | 0-30 HG SS | 64011SS | C | Pressure | 2,5" | 0-100 PSI | SS bottom outlet | 66330SS |
| | | 4" | 0-30 HG SS 3 % precision | 66120SS | | | 2,5" | 0-100 PSI | SS rear outlet | 663331SS |
| B | Digital vacuum | 0-30 HG | | 64019 | D | Glycerin pressure | 2,5" | 0-200 PSI | SS rear outlet | 663349SS |
| | | | | | | | 2,5" | 0-600 PSI | SS rear outlet | 663337SS |
| C | Pressure | 2,5" | 0-100 PSI | SS bottom outlet | | | 2,5" | 0-1 000 PSI | SS bottom outlet | 64014SS |
| | | 2,5" | 0-100 PSI | SS rear outlet | | | | | | |

PRESSURE PUMPS (VACUUM)



NEW

| GOULD PUMPS NPE SERIES | | | |
|------------------------|--------|------|--|
| 3/4 HP | 669003 | 1 st | |
| 1 HP | 669000 | 1 st | |
| 1-1/2 HP | 669001 | 1 st | |
| 2 HP | 669006 | 1 st | |
| 3 HP | 669007 | 1 st | |
| 1-1/2 HP | 669011 | 2 st | |
| 2 HP | 669020 | 2 st | |
| 3 HP | 669021 | 2 st | |
| 5 HP | 669015 | 2 st | |
| 1-1/2 HP | 669028 | 3 st | |
| 2 HP | 669024 | 3 st | |
| 3 HP | 669022 | 3 st | |
| NEW 3 HP | 669042 | 3 st | |

1 st :
Water inlet 1 1/2"
Water outlet 1"
40 GPM


2 st :
Water inlet 1 1/2"
Water outlet 1 1/4"
80 GPM

3 st :
Water inlet 2"
Water outlet 1 1/2"
120 GPM

Up to 67 PSI. Call one of our experts to determine the speed and power of your pump.

Stainless steel tips

The conversion of cast iron tips to stainless steel can be done by CDL. Ask for it!



E-SV Series
available upon request

GOULD PUMPS GB SERIES

| | | |
|------------|-------------------|----------|
| 5 GPM | 665GBS10 | 1 HP |
| 7 GPM | 667GBS10 | 1 HP |
| 10 GPM | 6610GBS10 | 1 HP |
| 10 GPM | 6610GBS15 | 1-1/2 HP |
| 10 GPM | 6610GBS20 | 2 HP |
| 18 GPM | 6618GBS10 | 1 HP |
| 18 GPM | 6618GBS15 | 1-1/2 HP |
| 18 GPM | 6618GBS20 | 2 HP |
| 18 GPM | 6618GBS30 | 3 HP |
| 25 GPM | 6625GBS10 | 1 HP |
| 25 GPM | 6625GBS15 | 1-1/2 HP |
| 25 GPM | 6625GBS20 | 2 HP |
| 25 GPM | 6625GBS30 | 3 HP |
| NEW 33 GPM | 6633GBS20-208/460 | 2 HP |

For special cases, up to 475 PSI and 700 GPM.
Flow rate from 5 to 33 GPM. Up to 250 PSI



Pompcos pumps also available.
Contact us for more details.



CDL VERTICAL SILOS

SPECIFICALLY DESIGNED FOR SUGARING NEEDS

- ✓ Superior quality, CDL fabrication in brushed stainless steel
- ✓ Reinforced urethane insulated base with anchor points
- ✓ Sloped bottom for complete drainage
- ✓ Available sizes:
8 foot diameter:
Height of 7.5', 10', 12.5', 15', 20' and 25'
12 foot diameter:
Height of 10', 15', 20' and 25'

SCAN TO SEE
THE VIDEO

bit.ly/cdlvideos



INCLUDES:

- > 360° rotating spray ball
- > Manhole at the bottom
- > Water inlets (1 from bottom and 1 from above) and outlet 3"
- > Air vent with screen for venting without bugs or any undesirable debris

OPTIONAL:

- > Personalization with your name and/or logo
- > Manhole on top
- > Ladder and platform following all the safety standards in Canada and the United States
- > Protection cage for ladder
- > Many pump models available for spray balls (piping and connections extra)
- > Pressure transmitter, temperature transmitter and level indicator through the CDL Intelligence system
- > Cage to link building to silo
- > Stainless steel top feed plumbing
- > Stainless steel supply plumbing for rotating spray ball

CDL TRANSPORT TANK



INCLUDES:

- > 1x 3" inlet
- > 1x 3" outlet
- > 8" inspection hole for the 500 gallons and 24" for the 1 000, 3 000 and 3 800 gallons
- > Lifting anchors
- > Anti-wave separation, acting as baffles to reduce sloshing during transport for the 1 000, 3 000 and 3 800 gallons

OPTIONAL:

- > Water level
- > Single wash ball
- > Double wash ball
- > Ladder



500 gal US 66TR500
1 000 gal US 66TR1000

3 000 gal US 66TR3000
3 800 gal US 66TR3800



SPECIFICALLY DESIGNED FOR SUGARING NEEDS

New transport tank line available in four different sizes to suit all your needs!

Transporting your water from one site to another has never been easier and safer!



Heavy-duty,
made of 304 stainless steel

ROUND BOTTOM TANKS SMALL AND LARGE CAPACITY

**MORE THAN 125 SIZES AVAILABLE
FROM 50 to 7 500 gallons.**

Complete listing on our website



ADVANTAGES

- Food grade and strong high quality welds allow complete sanitizing;
- Made of bright 304 stainless steel.

**Elevated 6"
for easier
plumbing**

Personalize your tank!
Contact us for more information.


TRANSPORT TANK FOR ATV

CDL transport tank
specially designed for ATVs

75 gallons capacity

66TR075

**STRONG
STAINLESS STEEL
DESIGN**



**SCAN TO SEE
THE VIDEO**

bit.ly/cdlvideos




EXTRACTOR SUPPORTS

SUPPORT KITS

| | |
|---------|---------|
| 2' wide | 672078 |
| 3' wide | 672079 |
| 4' wide | 672080 |
| 5' wide | 672081 |
| 6' wide | 6720821 |
| 7' wide | 672082 |

All of our extractor supports
can be adjusted to the desired depth.

Stainless steel





TANK WASHER WITH REMOTE CONTROL

Innovative feature!

Labor-saving automated tank washing

Several sizes available.
Contact your CDL sales representative!



SCAN TO SEE
THE VIDEO
bit.ly/cdlvideos



UNIVERSAL MIXER AND STAINLESS STEEL SUPPORT




Universal mixer for
4', 5', 6' and 7' wide tank

6792034

Adjustable stainless
steel support.
1/2 HP motor at 30 RPM,
115 Volts with 10'
electric cord.

Note: a cut in length may be required to adjust the height. Prices are available upon request.

PLUGS



FOR TANKS

| | | |
|--------|--------|-----------|
| 1-1/2" | 5' rod | 678112 |
| 2" | 5' rod | 678123 |
| 3" | 7' rod | 67BOUCH37 |

TANK LEVEL CONTROL



6' level control for CDL tanks 73500-6

ADVANTAGES

- The CDL tank level controls are made entirely of stainless steel;
- In addition, you can very quickly and easily adjust the desired sap level where the pump will start;
- The solidity of CDL controls prevent breakage caused by ice.

ADAPTORS

FOR PLASTIC TANKS

| | |
|--------|----------|
| 1/2" | RA5012 |
| 3/4" | RA5032P |
| 1" | RA5034P |
| 1-1/4" | RA5036P |
| 1-1/2" | RA50309P |
| 2" | RA5042P |
| 3" | RA5454P |



FOR STAINLESS STEEL TANKS

| | |
|--------|--------|
| 1-1/4" | 668673 |
| 1-1/4" | 66867 |
| 2" | 668672 |





**NOT IN STOCK IN THE USA
UPON REQUEST ONLY**

HORIZONTAL PLASTIC TANKS

| US GALLONS | DIAMETER X HEIGHT | LID SIZE | OUTLET | |
|------------|-------------------|----------|--------|--------|
| 35 | 20" x 23" x 29" | 5" | 3/4" | HOR035 |
| 55 | 23" x 26" x 34" | 5" | 3/4" | HOR055 |
| 65 | 23" x 27" x 43" | 5" | 3/4" | HOR065 |
| 125 | 32" x 35" x 42" | 8" | 2" | HOR125 |
| 225 | 38" x 41" x 49" | 8" | 2" | HOR225 |
| 325 | 38" x 43" x 68" | 16" | 2" | HOR325 |
| 425 | 49" x 54" x 60" | 16" | 2" | HOR425 |
| 525 | 49" x 54" x 71" | 16" | 2" | HOR525 |
| 725 | 49" x 54" x 101" | 16" | 2" | HOR725 |
| 1 025 | 49" x 54" x 139" | 16" | 2" | HOR102 |
| 1 625 | 63" x 68" x 139" | 16" | 2" | HO1625 |



**Elliptical tanks
also available**
Ask your representative!

Adaptors and level indicator included.
Galvanized bands not included.



Adaptors and level indicator included.

VERTICAL PLASTIC TANKS

| US GALLONS | DIAMETER X HEIGHT | |
|---------------------|-------------------|--------|
| LARGER BASE | | |
| 100 | 28" x 43" | VER100 |
| 305 | 46" x 50" | VER305 |
| 550 | 67" x 42" | VER550 |
| 1 100 | 87" x 53" | VE1100 |
| 1 550 | 87" x 67" | VE1550 |
| 1 700 | 87" x 74" | VE1700 |
| 2 100 | 87" x 89" | VE2100 |
| 2 500 | 95" x 91" | VE2500 |
| 3 000 | 95" x 109" | VE3000 |
| SMALLER BASE | | |
| 25 | 18" x 29" | SPS025 |
| 50 | 18" x 53" | SPS050 |
| 65 | 23" x 43" | SPS065 |
| 75 | 23" x 49" | SPS075 |
| 105 | 23" x 63" | SPS105 |
| 165 | 31" x 56" | SPS165 |
| 200 | 30" x 72" | SPS200 |
| 250 | 30" x 89" | SPS250 |
| 300 | 36" x 79" | SPS300 |
| 500 | 48" x 73" | SPS500 |
| 750 | 48" x 103" | SPS750 |
| 1 000 | 64" x 80" | SP1000 |
| 1 500 | 64" x 116" | SP1500 |

SPECIAL APPLICATION



Applicator tank
Available size: 12 US gallons.



PCO tank
Available sizes: 30 to 300 US gallons.

TANKS - VARIOUS MODELS



For pickup truck

A



SPE300

B



SPE400

| | US GALLONS | WIDTH X HEIGHT X LENGTH | LID SIZE | OUTLET | |
|----------|------------|-------------------------|----------|--------|--------|
| | 210 | 51" x 39" x 28" | 8" | 2" | PUP210 |
| A | 325 | 62" x 49" x 33" | 8" | 2" | PUP325 |
| | 425 | 65" x 49" x 39" | 8" | 2" | PUP425 |
| B | 300 | 29" x 49" x 62" | 16" | 1-1/4" | SPE300 |
| | 400 | 29" x 71" x 66" | 16" | 1-1/4" | SPE400 |

TANK STRAINER BASKETS



| | |
|---------------|--------|
| For 5" cover | STBA05 |
| For 8" cover | STBA08 |
| For 12" cover | STBA12 |
| For 16" cover | STBA16 |

REPLACEMENT LIDS AND COLLARS

| | |
|--|---------|
| 16" solid, non-ventilated cover | LIDP16S |
| 16" ventilated, requires central cover | LIDP16 |
| 5" ventilated, for center of 16" cover | LIDPV5 |
| 8" solid, non-ventilated cover | LIDP08 |
| 5" ventilated 16" cover | LIDP05 |
| 8" threaded replacement collar | COL008 |
| 12" threaded replacement collar | COL012 |

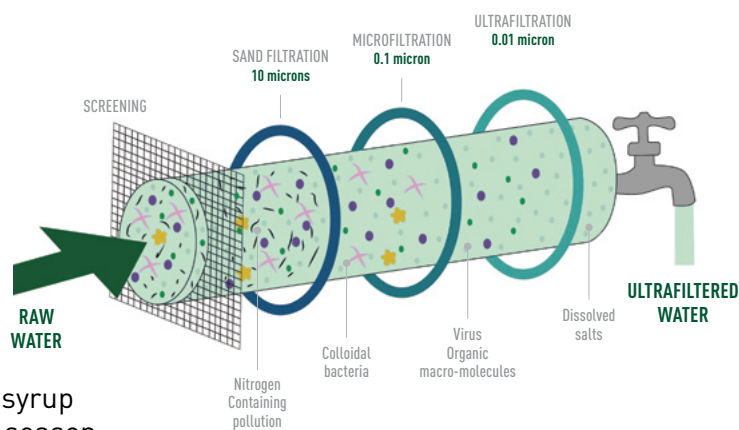
ULTRAFILTRATION

Be a part of the next innovation in maple sugaring



TECHNOLOGICAL ADVANCEMENT OF FILTRATION

- Eliminates all bacteria and yeast present in the sap;
- Increases preservation time of sap and concentrate at room temperature;
- Reduces sap waste after long distance transport;
- Produces pure and clear sap;
- Essential for maple syrup producers that want to bottle maple sap;
- Can be used to prevent production of stringy maple syrup when the days are warm during or at the end of the season.



CDL quality standards and simplified operations

- Designed and made for very fine filtration of maple sap, birch sap and concentrate
- Eliminates bacteria, yeast and other organic particles from liquids
- Improves sap and concentrate preservation time

SCAN TO SEE
THE VIDEO
bit.ly/cdlvideos



CDL NANO RO REVERSE OSMOSIS SYSTEM




**GREAT
GIFT IDEA!**

PERFECT FOR THE SMALL PRODUCER WANTING TO LOWER EVAPORATION TIME AND COST!

SCAN TO SEE
THE VIDEO

bit.ly/cdlvideos



nanRO

- > Simple and efficient design
- > Three step pre-filtration to eliminate impurities
- > Efficient membrane system
- > Includes 600 GPD membrane, cartridge pre-filters and hook-up tubing
- > Low electric consumption 110 volts

2 AVAILABLE MODELS :

3 membrane model with recirculation

81013R

- > Ideal for 50 to 150 taps
- > 10 to 13 GPH
- > Concentration up to 6 Brix
- > Recirculation pump to maintain performance longer

2 membrane model

81008

- > Ideal for 25 to 75 taps
- > 6 to 8 GPH
- > Concentration up to 5 Brix
- > Easy to operate
- > Very affordable

Replacement parts:

- > 6682101 - PP Filter 600 GAL.
- > 660600 - 600 GPD RO Membrane

ULTRA COMPACT HOBBY RO

- > Ideal for
200 to 400 taps
- > Process 50 gallons
per hour
- > Easy drainage
- > Ultra compact design
- > CDL made = quality
product
- > Easy to use and store

81050



VERTICAL HOBBY RO

- > Ideal up to
2000 taps
- > 125 GPH to 250 GPH
(1 or 2 posts)
- > Main unit in
stainless steel
- > Frame on wheels
for easy moving
- > Easy drainage
- > Pump in stainless steel
- > 4" post in
stainless steel
- > Membrane: CDL MRO
- > High and low pressure
protection
- > Power :
120 volts (17 Amps),
240 volts (10 Amps)



**WASHING TANK
OPTION**

OSHO-A00007



| | | |
|------------|-------|---------|
| 81125V | 120 V | 125 GPH |
| 81125V-240 | 240 V | 125 GPH |
| 81250V | 120 V | 250 GPH |
| 81250V-240 | 240 V | 250 GPH |



REMOTELY CONTROL

YOUR CURRENT RO FOR
AN AFFORDABLE COST!

You have a reverse osmosis concentrator and would like to remotely manage certain key stages in the concentration process?

It is now possible to add an affordable module with different options to control your current system at your fingertips, no matter which model you have or which company it's from. An easy novelty to install. Now available at CDL!

Here's what it can do:

- > Start/stop the system
- > Operate tank valves (sap and permeate)
- > Direct concentrate and filtrate to tanks or other locations
- > Manage pressure and concentrate flow
- > Read input pressure and turbine high/low pressure
- > Read permeate or concentrate flow rate
- > Read incoming and outgoing Brix
- > Read temperature

The best part?

It's a small investment and simple to use!

This solution is perfect for customers who don't have an intelligent RO system yet. It's even available for mini ROs!

Contact our team to upgrade your current equipment and make your life easier!



LA FENDEUSE CLASSIC


- > 500 GPH to 1500 GPH (1 to 3 posts)
- > Main unit all made of stainless steel, including both 3 way valves and wash tank
- > Posts: Positive recirculation system allows you to run many hours without losing performance. It also helps extending membrane life
- > RO post : maintenance free and reliable submersible motor for over 15 years
- > Membrane: CDL MRO
- > High temperature protection and low water protection



600 GPH RO

LA FENDEUSE DELUXE

- > 500 GPH to 3600 GPH (1 to 6 posts)
- > All made of stainless steel
- > High pressure pump from 5 to 7,5 HP giving the highest flows on the market
- > Posts: Positive recirculation system allows you to run many hours without losing performance. It also helps extending membrane life
- > RO post : maintenance free and reliable submersible motor for over 15 years
- > Membrane: CDL MRO
- > High temperature protection and low water protection



20+ RO

- > Capacity up to 7600 GPH at 20 Brix
- > All made of stainless steel
- > High pressure pump from 5 to 7,5 HP giving the highest flows on the market
- > Posts: Positive recirculation system allows you to run many hours without losing performance. It also helps extending membrane life
- > Concentration capacity adapted to your needs
- > Personalized post configuration (single or double, vertical or horizontal)

CONTINUOUS BRIX READER

- > Real time Brix reading of concentrate
- > Can be installed on any RO
- > Allows an accurate reading of your adjustment in real-time



668417

See the next page for post configuration.

CDL POSTS FOR RO

- > Available 4", 8" (single or double), 16"
- > Positive recirculation system allows you to run many hours without losing performance. It also helps extending membrane life
- > Reliable, maintenance free submersible motors
- > Membranes: CDL MRO 4", 8" (single or double), 16"
- > 8" membranes available standard or high pressure (for high Brix concentration)



16" post - Vertical





16" post - Horizontal

POST CARTS

VERTICAL OR HORIZONTAL CART, PREVENTING MEMBRANES FROM PLUGGING AT HIGH BRIX.

Can easily be added to an existing CDL RO with or without cart.




- > Post with two 8" membranes end-to-end;
- > More compact;
- > Less expensive;
- > Less energy consumption.

- > Compact;
- > Ultra simple connections;
- > Easy to operate;
- > Easy access to the membranes.

30+ HIGH BRIX RO OPTION**DOUBLE THE CONCENTRATION LEVEL BY
ADDING THIS RO TO YOUR EXISTING RO!**

**MANY POSSIBLE COMBINATION DEPENDING ON YOUR SET UP.
PERSONALIZED CONFIGURATION TO UPDATE YOUR STANDARD RO
INTO A HIGH BRIX MACHINE.**



WITH THIS MACHINE, GO FROM 15 BRIX TO 30 BRIX.

**CDL is the only manufacturer that
offers custom configurations to
upgrade your standard RO to turn
it into a High Brix system.**

Ask your CDL sales representative.



SCAN TO SEE
THE VIDEO

bit.ly/cdlvideos



IT DOES EVERYTHING BY ITSELF:

YOU PROGRAM IT... AND THAT'S IT!

SCAN TO SEE
THE VIDEO

bit.ly/cdlvideos



2 to 35 Brix

600^{GPH} to 8 400^{GPH}



100% CDL custom technology
Full range of customizable RO Systems to fit your production needs.



Simple interface
100% developed by CDL



HT +
HIGH FLOW



CDL's unique patented recirculation system
doubles the performance of membranes.

CDL INTELLIGENT REVERSE OSMOSIS (RO'S) ARE THE MOST POWERFUL AND ADVANCED IN HISTORY OF THE MAPLE SUGARING.

- > RO data saved on CDL Cloud
- > Remote maintenance and support
- > Get specialized expertise quickly
- > Allow you to remotely manage all the operations that must be performed by an RO
- > Simple programming allows you to safely operate the equipment during your rest hours, work hours or when away from the sugar house



REMOTE FEATURES:

- ☛ Concentrate;
- ☛ Rinse the membranes;
- ☛ Membrane soap wash;
- ☛ Membrane acid wash;
- ☛ Control sap or permeate feed;
- ☛ Continuous Brix control;

INTELLIGENT MANAGERMENTS:

- ☛ Concentrate Brix monitoring;
- ☛ Maple sap Brix monitoring;
- ☛ Permeate flow reading;
- ☛ PH monitoring and control;
- ☛ Conductivity meter;
- ☛ Preventive management (plugging);
- ☛ High and low pressure protection;

INTELLIGENT SOFTWARE UPDATES

The CDL intelligent ROs often receive wireless software updates adding new characteristics and functionalities.



CDL's intelligent reverse osmosis can be supervised and operated by the CDL Intelligence management system.



CDL pH NEUTRALIZATION SYSTEM

REDUCES THE IMPACT OF THE DISCHARGE OF WASH WATERS IN THE ENVIRONMENT

- ✓ Simple, economical and efficient design
- ✓ The system makes it possible to meet the state regulations on wastewater discharge in maple syrup industry
- ✓ Design with 2 pH probes to reduce the volume of water to be treated and the quantity of neutralizing agents (acid and basic)
- ✓ Control at your fingertip with HMI touchscreen
- ✓ Automated and autonomous functions
- ✓ Complete control of the system pH probes, valves and pumps
- ✓ Programmable operational parameters
- ✓ Wall installation of the control box or optional stainless steel tripod
- ✓ Variable capacity recirculation pumps and neutralization tanks options (not included with basic system)



SCAN TO SEE
THE VIDEO
bit.ly/cdlvideos



pH-neutralization system - wall mounted

730420

Stainless steel floor fixation for pH treatment

730421

INCLUDED WITH BASIC NEUTRALIZATION SYSTEM:

- > Corrosion resistant control panel and metering pumps
- > 2 inch motorized 3-way valve
- > 2 inch motorized drain valve
- > Static mixer
- > Set of adapters for acid and basic solution



We offer the best membrane washing service!
Details in-store!

MULTIPLE CARTRIDGE HOUSING



Stainless steel multiple
filtration cartridge housing
(holds 5 pre-filters)

665056

Stainless steel base for the
multiple cartridge housing

7100101

Interior support only

665068



**Change your
RO prefilters
in 1 minute!**

ADVANTAGES

- Designed and manufactured by CDL;
- Quick and easy filter changes;
- High filtration capacity;
- Creates no restrictions at the entrance of the RO.

PREFILTERS



Pre-filter cartridge
5 mic. 10"

6682101

Pre-filter cartridge
5 mic. 20"

66821



10" synthetic filter
protectors | 12/pkg

66207

20" synthetic filter
protectors | 12/pkg

66208



6-1/2" plexiglass cover

66270

10" filtration bag
6-1/2"x16"

EV BAG100

20" filtration bag
6-1/2"x32"

EV BAG200

30" filtration bag
6-1/2"x30"

66823-30



MRO MAX MEMBRANES & STORAGE CANISTERS



| | CDL | MRO MAX |
|-----------------------------|-----------|----------|
| 4" membrane | 66016140 | 6604040 |
| 8" membrane | 66016980 | 6608040 |
| 8" membrane (high pressure) | 66HP16980 | 66HP8040 |
| 16" membrane | 660016 | - |



A

B

| | | |
|---|----------------------|--------|
| A | 4" storage canister | 724204 |
| B | 8" storage canister | 724225 |
| | 16" storage canister | 724226 |

DIVERS



Food grade o-ring
grease | 6 g

66531



Food grade o-ring
grease | 150 g

66535



Wrench for blue filter

662283



10 GPM Bluewhite
flowmeter

661042




1/4" NPT valve x
Tube 90°

6622312



4" membrane U-cup

66402



8" membrane U-cup

66401



CLEANING AND STORAGE SOLUTIONS

| | | | | | | | | |
|---|---|---|---|---|--|---|---|---|
|  |  |  |  |  |  |  |  |  |
| A | | | | | | | | |
| Citric acid 1 kg (powder) | | 66994 | Organic soap "Superflow green" 4L (Liquid) | | 66245 | Oxisan Cleaner 4 L | | 66298 |
| Citric acid 20 L (liquid) For CDL intelligent RO | | 6699420 | Organic membrane soap "Superflow green" 1 kg (powder) | | 662403 | Storage solution 1 kg | | 80000 |
| B | | | | | | | | |
| Superflow soap 1 kg (powder) | | 6624909 | Organic soap "Superflow green" 22.7 kg (powder) | | 662402 | 50/50 Glycol 20 L | | 88020 |
| C | | | | | | | | |
| Superflow soap 20 kg (powder) | | 66239 | | | | | | |



MEASURING INSTRUMENTS

| | | |
|---|--------------------------------------|--------|
|  | pH 0-2,5 Papers 50/pkg | 668802 |
|  | pH 10-13 Papers 50/pkg | 668813 |
|  | Calibration solution pH 10 500 ml | 718866 |
|  | Calibration solution pH 4 500 ml | 718865 |
|  | PH tester | 665514 |
|  | Portable conductivity tester | 718856 |
|  | Heating element 3 000 W - 240 V | 66493 |
|  | Temperature control | 669371 |



TRUST THE CDL BRAND
FOR CLEANING AND
STORAGE SOLUTIONS.
QUALITY. EFFICIENCY.

FILTERS

| | | |
|---|--|----------|
|  | 1-1/2" line filter + 24-micron cartridge | 6615024 |
| | 1-1/2" 24-micron filter cartridge only | 660024 |
| | 1-1/2" line filter only | 6615024K |
|  | 2" line filter + 24-micron cartridge | 6620604 |
| | 2" 24-micron filter cartridge only | 660025 |
| | 2" line filter only | 6620604K |
| | 20" complete blue filter housing | 665050 |

BEGINNER BOILING KIT

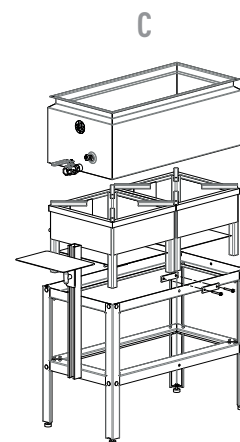
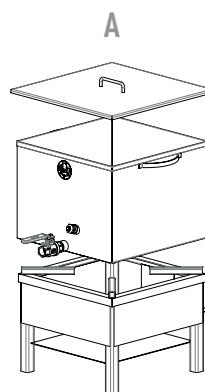


16" x 16" 15 tap kit

6600801

INCLUDES:

- 1 16" x 16" sugar pan cover
- 1 16" x 16" sugar pan
- 1 R-65 propane burner
- 1 Orlon filter #8 thick
- 1 8" cup
- 1 18.5" wooden handle thermometer
- 1 55-70 Brix syrup hydrometer
- 1 3/4" stainless steel nipple
- 1 3/4" FIPT stainless steel ball valve



16" x 16" kit

PRFW16

INCLUDES:

- 1 R-65 propane burner
- 1 hose and regulator
- 1 16" x 16" sugar pan
- 1 propane burner support
- 1 3/4" stainless steel nipple
- 1 3/4" FIPT stainless steel ball valve

16" x 32" kit

PRFW32

INCLUDES:

- 2 R-65 propane burners (with fastening kit)
- 2 hoses and regulators
- 1 16" x 32" sugar pan
- 1 16" x 32" propane burner support
- 1 3/4" stainless steel nipple
- 1 3/4" FIPT stainless steel ball valve

HOBBY PRO EVAPORATOR

The perfect solution for small producers that want an efficient and affordable wood evaporator to turn sap into maple syrup!

Stainless steel
evaporator base (16" x 32")

670090200SS

Flat bottom pan

670090215

3-way pan

670090214

INCLUDES:

- Stainless steel base
- Angle iron grates
- Ceramic wool
- 6' of 6" smoke stack and 1 elbow 6" x 90°

OPTIONAL:

- Reheat pan 670090218
- Pan cover 67WPC032
- 2 wheel kit 670090213
- Water level 670090216
- Thermometer EITC0306

Requires bricking kit 1-1/4" x 4-1/2" x 9" (not included).
670090217



**EASY TO
ASSEMBLE**

**CONFIGURABLE
TO YOUR NEEDS!**



**IDEAL FOR
UP TO
25 TAPS**



CDL EVAP-O-GRILL

- Good up to 50 taps
- Evaporates up to 7 gallons / hour
- Easy assembly
- No bricking necessary

INCLUDES:

- 2' x 3' stainless steel pan
- 3/4" stainless steel draw-off ball valve
- Cast iron grate set

670090

OPTIONAL:

- 6" stack damper
- Reheat pan

670096



**GREAT
GIFT IDEA!**



Evap-O-Grill



**SCAN TO SEE
THE VIDEO**

bit.ly/cdlvideos



HOBBY EVAPORATORS

The CDL Hobby Evaporator is designed for recreational producers who want to enjoy springtime, while boiling small quantities of maple sap to produce a few gallons of maple syrup per season.

SYRUP DRAW-OFF NOW FULLY REVERSIBLE!

One pan model



18" X 48" INCLUDES:

- Stainless steel furnace with steel grids
- Stainless steel stack
- 18" x 48" 304 stainless steel argo welded pan
- Stainless steel draw-off valve

18" X 48" evaporator
with 2-way flat pan

6700102WD

1 to 75 taps

18" X 48" Evaporator
with 18" x 36" flue pan
and 18" x 12" syrup pan

6700102WP

50 to 125 taps

AVAILABLE OPTION:

- Pre-heating pan 67112WPARE

One flue pan and one syrup pan model



18" X 60" INCLUDES:

- 18" x 42" flue pan
- 18" x 18" syrup pan
- Float box with rear control level.
- Complete smoke stack.

18" x 60"
5" flue pan

67001

100 to 200 taps

Product appearance may vary.



**Combine your evaporator with a Nano RO.
It will reduce your boiling time! See page 72.**

PROFESSIONAL EVAPORATORS



The Professional evaporator is a high quality wood evaporator for owners of small sugarbushes. It is designed and manufactured to provide efficient boiling and easy/stable syrup finishing.

Its performance in relation to its size will surprise you.

| | | |
|--|--|--|
| 20" X 84" 150 to 450 taps | 24" X 72" 150 to 450 taps | 2' x 8' 150 to 450 taps |
| 6700103 | 6700302 | 6700502 |
| 20" x 54" 2-way flue pan 5" drop flues | 2' x 4' 2-way flue pan 7" raised flues | 2' x 5' 2-way flue pan 7" raised flues |
| Two 20" x 15" syrup pan | One 2' x 2' syrup pan | Two 24" x 18" syrup pan |
| Rear float box | Front and rear float box | Front and rear float box |
| 9" x 8' stainless steel smokestack | 9" x 8' stainless steel smokestack | 10" x 12' stainless steel smokestack |

Argon welded reversible finishing pan

**SYRUP DRAW-OFF NOW
FULLY REVERSIBLE!**

Product appearance may vary.

THE TRADITIONAL EVAPORATORS AVAILABLE IN SIZES: 2-1/2' X 8' TO 5' X 16'




The Traditional CDL evaporator is designed for owners of medium and large sugarbushes wishing to keep the tradition alive of boiling the syrup with firewood while being effective and efficient. This evaporator will provide an incomparable boiling stability. Its robust construction will allow many generations to experience the pleasure of boiling maple syrup.

INCLUDES:

- 32" high furnace with cast iron grates and 2 doors for wood loading.
- 1 flue pan with 7" argon welded flues.
- 2 to 3 argon welded syrup pans for finishing (depending on model)
- Front and rear float boxes.
- Stainless steel connections, drain valve and draw-off valve.
- Complete chimney (twice the length of the evaporator) including the stack.
- 1 rope operated stack cover.
- Water level on flue pan.

Product appearance may vary.





Showing all
options available

Standard
model

The new **airtight high performance Venturi** evaporators has a unique **artificial draft system** allowing the **intake of primary air at high pressure by suction**. By simply and safely increasing the evaporation performance of the evaporator, the Venturi Performance system developed by CDL.



MAIN FEATURES

| FUEL | WOOD |
|------------------|----------------------------------|
| SIZES | 12 models from 2'x4' to 4'x15' |
| EFFICIENCY | Up to 40% more output |
| AVAILABLE OPTION | Wide choice of options available |

- High evaporation performance at an affordable price
- Longer lifetime
- Uniform boiling in the front, warmer in the back
- No need to preheat smokestack
- Full boiling performance after 10 minutes
- Perfect functioning even in low pressure (bad winds)
- Fully reversible
- Fewer bricks needed
- Easy to operate and the risk of errors are very limited
- No risks of flame flashbacks
- Boiling intensity can be adjusted easily

Interchangeable and reversible sap inlet and outlet




100% REVERSIBLE EVAPORATOR!

TEMPERATURE MAINTAINED AUTOMATICALLY USING A BLOWER AND A SENSOR LOCATED IN THE SMOKE STACK

IMPROVED OPERABILITY AND RELIABILITY

MODIFY THE AIR % TO YOUR PREFERENCE USING SHUTTERS



The CDL energy efficient **Intens-O-Fire 2** wood evaporator is the only one on the market that allows the user to choose manually between two different types of firewood combustion: **air forced combustion** or **combustion by gasification**.



MAIN FEATURES

| | | |
|---|--|--|
| FUEL | WOOD (soft or hard) | |
| SIZES | Available sizes : 2½' x 8' to 6' x 18' | |
| CONSUMPTION | Wood consumption 40% less than a conventional evaporator | |
| IDEAL FOR | Balance between performance and boiling stability | |
| <div><div><div>■ Meets the environmental requirements of greenhouse gas emissions</div><div>■ Load every 20 to 40 minutes depending on combustion type</div></div><div><div>■ Winner of water gallons evaporated per hour - Maplerama 2011</div><div>■ Front and rear air distribution control for the combustion chamber and grates</div><div>■ Flow inverter (optional)</div></div><div><div>■ Syrup pan</div><div>■ Water level</div><div>■ Modulation for combustion air (optional)</div></div></div> | | |
| Interchangeable and reversable sap inlet and outlet | | |



100% REVERSIBLE!

- **SIMPLE OPERATION**
- **AUTOMATED AIR MANAGEMENT**
- **ERGONOMIC CONTROL PANEL**
- **120 V PLUG IN THE FRONT OF THE EVAPORATOR**
- **LESS MAINTENANCE**

The CDL **Chinook** Evaporator has an **automated air adjustment system** that allows a highly efficient, non-polluting combustion, even if the operator burns poor quality firewood with variable humidity.

MAIN FEATURES

| FUEL | WOOD (soft or hard) | |
|--|--|--|
| SIZES | Available sizes : 2½' x 8' to 6' x 18' | |
| CONSUMPTION | 0.24 medium quality wood cord (24") per barrel (32 G) of syrup (15 Brix) | |
| IDEAL FOR | Get up to 85% energy efficiency while benefiting from automation and ease of use. | |
| <ul style="list-style-type: none"> ■ Clean combustion, very little polluting emissions ■ Complete temperature control in the chimney (maximum 650°F). ■ Time between wood loading: 30 to 60 minutes, depending on quantity and wood quality | <ul style="list-style-type: none"> ■ Very efficient, quick start-up and ignition | <ul style="list-style-type: none"> ■ Very safe |
| | <ul style="list-style-type: none"> ■ Boiling stability comparable to pellet and oil evaporators | <ul style="list-style-type: none"> ■ Stable syrup draw-off |
| | <ul style="list-style-type: none"> ■ Very quiet ■ Combustion creosote free | <ul style="list-style-type: none"> ■ Syrup pan ■ Heat exchanger ■ Water level |

Interchangeable and reversible sap inlet and outlet

DELUXE



CDL's **Deluxe** oil evaporator was designed for small and medium-sized sugarbush producers. This evaporator is very efficient and gives its owner an incomparably comfortable and stable boiling experience. This equipment is very reliable and very simple to operate. **To use it is to adopt it.**

MAIN FEATURES

| FUEL | OIL, NATURAL GAS OR PROPANE | |
|---|--|---|
| SIZES | Available in sizes : 2' x 6' to 6' x 18' | |
| CONSUMPTION | Perfect for small and medium producers. Hassle-free boiling stability and easy operation. | |
| AVAILABLE OPTIONS | Automatic draw-off valve. Syrup drip tray. Hood pre-heater. Permeate pre-filter. Steam pan. Protect-O Level controller protection | |
| <ul style="list-style-type: none"> ■ Oil furnace ■ Carlin or Beckett burner ■ Complete stack with covers and roof jacks ■ Insulated burner cover. | <ul style="list-style-type: none"> ■ Flue pan and syrup pans | <ul style="list-style-type: none"> ■ Front and rear float boxes |
| | <ul style="list-style-type: none"> ■ Water level | <ul style="list-style-type: none"> ■ Adjustment and start-up by a CDL specialist |
| | <ul style="list-style-type: none"> ■ Front and rear hoods | <ul style="list-style-type: none"> ■ Control panel |
| | Interchangeable and reversable sap inlet and outlet | |



THE MASTER OF EVAPORATORS!


FOR THE FOLLOWING REASONS:

- Rogged and quality construction
- Energy efficiency
- Easy to operate
- Boiling stability
- Boiling conditions adjustment and flexibility from 2 to 35 Brix
- Longer boiling time without pan change
- Flavor and authenticity of maple syrup
- Evaporation performance
- Energy costs / labor per barrel
- Easy cleaning



**CONFIGURATION 50/50
AVAILABLE!**

SCAN TO SEE
THE VIDEO
bit.ly/cdlvideos



The CDL **Master** Evaporator is the only evaporator on the market evaporating over:
5.1 Imp. gal. / ft² or 6 U.S. gal. /ft² of pan.

| WOOD - CHIPS - PELLETS | |
|---|---|
| FUEL | WOOD, CHIP OR PELLETS |
| SIZES | 3' x 11' to 7' x 18' |
| EFFICENCY | Ability to produce up to 3½ barrels/hour (18° Brix), 6 barrels/hour (30° Brix) with the 7' x 18' pellet model |
| Interchangeable and reversible sap inlet and outlet | |

| OIL | |
|---|--|
| FUEL | OIL |
| SIZES | 3' x 11' to 7' x 18' |
| CONSUMPTION | 0,195 gallons of oil per gallon of syrup |
| Interchangeable and reversible sap inlet and outlet | |



Wood model shown

RIELLO BURNER

Allows flame modulation between 20% to 100% to perfectly adapt the boil to you need.

Distributes the flame efficiently and more environmentally friendly.



THE MOST ECONOMICAL ON THE MARKET!

INCLUDED OR AVAILABLE OPTIONS

- Syrup flow reverser
- Double pass flue pan
- Syrup drip tray
- Multi-pass syrup pan
- Permeate or concentrate preheater
- Mechanical or electrical level control
- Control panel with 110 V electric outlet
- Front/rear Protec-0
- Front/Rear pan washer
- Modulated motorized level control



| PROPANE AND NATURAL GAZ | |
|---|---|
| FUEL | PROPANE AND NATURAL GAZ (Burner option: Powerflame or Riello) |
| SIZES | 3' x 11' à 7' x 18' |
| CONSUMPTION | PROPANE: 0,26 gallons per gallon of syrup NATURAL GAZ: 28,6 cubic feet per gallon of syrup |
| Interchangeable and reversible sap inlet and outlet | |

MASTER 30+ RO COMBO ADVANTAGES



- **Best energy + labor costs** per barrel on the market
- Decrease energy costs by at least 40%
- Complete range available allowing a production from **2 to 7.5 barrels per hour**
- Available for wood, chips, pellets, oil, propane or natural gaz
- Labor cost for boiling is reduced from 30 to 50%
- **Quick Return on Investment**
- Preserve the flavor and **authenticity of the syrup**
- **Decrease boiling time** significantly

UNIQUE TECHNOLOGY IN THE MAPLE SUGARING INDUSTRY.



HIGH PRESSURE STEAM EVAPORATOR



MAIN FEATURES

| | |
|--------------------------|---|
| COMBUSTIBLE | OIL, PROPANE, NATURAL GAS AND GAS COMBINATION |
| DIMENSIONS | 25 HP, 35 HP, 50 HP ET 60 HP without certifications, up to 300 HP |
| EFFICIENCY | Unmatched evaporation power per square foot |
| AVAILABLE OPTIONS | Automated washing system, steam pan and flow reverser |

INCLUDES:

- > R7 pan only including sight glass level, draw off valve and electric valve with levato
- > Single inner coil
- > Hood with door glass
- > Stack, roof jack & collar
- > Stainless steel support table with two 120 V electrical outlets
- > Delivery and start-up by a CDL technician

OPTIONAL:

- > Steam blower
- > Pan Washer
- > Steam Pan
- > Sequential automated washing system for steam pans
- > LED light
- > Reverse Flow
- > Double coil
- > Thermoregulator



The R7 high pressure steam evaporator from CDL allows evaporation of sap, concentrate or maple syrup from **2 to 66 Brix**.

The R7 offers **optimal control of the heat and evaporation intensity allowing great flexibility.**

This high-tech and high performance steam evaporation system **brings unmatched evaporation per square foot power.**

Available from 25 HP to 60 HP without any certifications/license card. Power can reach up to 300 HP depending on the regulations in your area.

STEAM BOILER

- > Very low water level in pan;
- > Ultra-quick start and stop;
- > No need to change coils and cleaning directly in pan;
- > No pan change needed;
- > No risk of burning the pans.

Useful features of steam generator system:

- > Barrel cleaning;
- > Maple syrup warming;
- > Quick and efficient cooking for processing.



**THE LONG-AWAITED EVENT:
THE UNVEILING OF**

CDL ELECTRIC EVAPORATOR

MAY 2022

**CDL introduces a new evaporation system
with unrivaled efficiency on the market.
This evaporator runs entirely on electric power
and offers another true green technology
in the CDL product offering.**

KEY FEATURES

**Unmatched energy efficiency • Specially designed for the evaporation of high Brix concentrate
Small footprint • Short residence time ensuring the production of a quality syrup**


STEAM PAN OPTION FOR EVAPORATORS

Option available with:



STEAM
PAN

PERFORMANCE AND EFFICIENCY GREATLY IMPROVED!



**Improve performance
and efficiency by up to 50%
without additional
fuel consumption.**


Sizes available : 2' x 4' to 7' x 12'

ADVANTAGES


- The use of the steam pan causes a significant reduction in energy consumption by reusing the steam produced by the flue pan. This reduction in energy consumption can be up to 50% depending on the Brix at the input of the pan;
- This option can be installed on all types of evaporators (wood, pellet, oil).

EVAPORATOR PAN WASHER OPTION :

Option available with:



AUTOMATED FRONT AND
REAR PAN WASHER BY CDL



Rear
view

**A must for anyone looking to
improve and simplify their operation.**

Available as an option for Venturi, Intense-O-Fire 2, Chinook, Deluxe, Master and R7 evaporators models, the pan washer by CDL is completely automated and sequential.

With its complete non-contact wash and continuous washing circuit, it eliminates stubborn stains and greatly reduces the daily workload.

SYRUP PAN WASHERS



| | |
|---------------|---------|
| Simple 2-1/2' | 672059 |
| Simple 3' | 672061 |
| Simple 3-1/2' | 6720615 |
| Simple 4' | 672062 |
| Simple 5' | 672063 |
| Simple 6' | 672065 |



| | |
|---------------|---------|
| Double 2-1/2' | 672110 |
| Double 3' | 672112 |
| Double 3-1/2' | 6721125 |
| Double 4' | 672114 |
| Double 5' | 672116 |
| Double 6' | 672118 |

Triple syrup pan washer available.

FLUE PAN LIFTER ON WHEELS

Easily move your flue pan for cleaning
or access firebox for maintenance.



REAR
PAN



FRONT
PAN

Flue pan lifter on wheels

For all evaporators except the Master evaporator.

671910

Front pan lifter (Master)



671920

Pan lifter on wheels (Master)



671900

INSULATED SYRUP CALIBRATION TANK

The new CDL insulated syrup calibration tank has a stainless steel insulated tank and an integrated mixer.

Easy to use, thanks to a built-in washing system, a recirculation pump and a base on wheels. Simplifies and improves calibration of the syrup before filling barrels.

ADVANTAGES

- Controlled temperature;
- Real-time Brix reading;
- Perfect maple syrup calibration;
- Simplifies operation.

| | | |
|---|------------------|----------|
| 250 GAL. | 4' x 4' x 3' | 6793443 |
| 350 GAL. | 4' x 4' x 4-1/2' | 67934445 |
| Insulated calibration tank starter control case | | 6793001 |

Real-time Brix reading available in option

Homogenize syrup before filling barrels with the real-time Brix reader that can read between 5 °C and 100 °C (41 °F and 212 °F) and up to 80 Brix with full precision due to automatic temperature compensation for accurate reading.

668421



Perfect maple syrup calibration at a controlled temperature by CDL



SCAN TO SEE
THE VIDEO

bit.ly/cdlvideos



24-volt power supply.
Requires a
circulation pump.

WATER JACKETED CALIBRATION TANK

Calibrate and bottle your syrup confidently thanks to our brand new water jacketed calibration tank with a capacity of 130 imperial gallons.


The two 5 000 W (240 V) electric elements heat water in the double wall, gently warming your syrup to the desired temperature. The height of the tank has been designed to fill all types of syrup barrels or totes. The wheeled frame is made of stainless steel. This water jacketed tank kit includes an electric diaphragm pump, a water thermometer, a water and syrup level gauge, and an air agitation system. The Brix reader (optional) will give you greater precision and consistency in the Brix level of your syrup.

This system, inspired by large operations, is now accessible to everyone!

| | | |
|---------------------------|-----------------|--------|
| SS WATER JACKET TANK | 46" x 36" x 30" | 67424 |
| 130 GAL. IMP./156 GAL. US | | |
| Brix reader option | | 668429 |



DRAW-OFF VALVES



Ideal for evaporator with a flow reverser

Modulating draw-off valve multiple control 2" 66783

Modulating draw-off valve multiple control 2-1/2" 66784

Clips, silicone gasket and spout not included.



ADVANTAGES

- Continuous maple syrup draw-off;
- Eliminates the return effect of the syrup into the pans;
- Eliminates large volume draw-offs;
- Improves the constancy of Brix;
- Easier maple syrup filtration.

Modulating draw-off valve 1-1/2" 66781

Modulating draw-off valve 2" 66775

Modulating draw-off valve 2-1/2" 66782

Clips, silicone gasket and spout not included.

LEVEL CONTROLLER (PROTECTION)

Protect-O 66876



Please contact your CDL store or CDL online store for more information and prices.

MODULATING LEVEL CONTROL

Modulating Belimo motor with level numerical display in inches, selector (manual/OFF/auto) and manual control with potentiometer.

Includes the level sensor for glass tube, acetal adaptor for glass tube, special Protect-O rod, butterfly valve with Belimo motor and control bracket.

Front 1-1/2" 668763150


Front 2" 668763200

Front 2-1/2" 668763250

Rear 1-1/2" 668764150

Rear 2" 668764200

Rear 2-1/2" 668764250



Connection piping not included.

1" AUTOMATIC DRAW-OFF VALVE

The CDL 1" automatic draw-off valve allows you to get precise maple syrup flow from your evaporator, every time!

An innovative solution for syrup lovers and small producers.



66786

Silicone gaskets and clips ferrules are available at page 36.

DRAW-OFF VALVE ACCESSORIES



ELBOWS

| | |
|--------|----------|
| 1-1/2" | 69BCD150 |
| 2" | 69BCD112 |
| 2-1/2" | 69BCD212 |



DOUBLE DRAW-OFF FOR EVAPORATOR

| | |
|--------|-----------|
| 2" | 660104200 |
| 2-1/2" | 660104250 |



OFF CENTERED FERRULES

| | |
|-------------|-----------|
| 2" x 1-1/2" | 60R14215 |
| 2-1/2" x 2" | 60R142122 |

cdlinc.ca | cdlusa.com



RECTANGULAR SYRUP FILTER TANKS



The standard model includes only the drain.

The deluxe model also includes valves, shelf and stainless steel plumbing.

| STEEL STRUCTURE | US GAL | IMP. GAL | |
|-------------------|---------|----------|----------|
| Simple standard | 42 GAL | 35 GAL | 67865406 |
| Double standard | 80 GAL | 67 GAL | 67865206 |
| Double deluxe | 80 GAL | 67 GAL | 67865207 |
| Triple standard | 120 GAL | 100 GAL | 67865208 |
| Triple deluxe | 120 GAL | 100 GAL | 67865209 |



| ALUMINUM STRUCTURE | US GAL | IMP. GAL | |
|--------------------|--------|----------|--------|
| Double (2x) | 35 GAL | 29 GAL | 666735 |
| Double (2x) | 55 GAL | 45 GAL | 666755 |
| Double (2x) | 75 GAL | 62 GAL | 666775 |

SYRUP FILTER TANKS



Include the stainless steel cover and drain valve.

All syrup filter tanks are 28" high.

| US GAL | IMP. GAL | DIAM. | |
|--------------------------------------|----------|-----------|-----------|
| 5,85 GAL | 5 GAL | 9" (mini) | 67MINFIL |
| 7,6 GAL | 6,5 GAL | 9" | 6740006 |
| 14,4 GAL | 12 GAL | 12" | 6740026 |
| 18 GAL | 15 GAL | 15-1/4" | 72054015* |
| *Includes 1 filter support (1 hole) | | | |
| 24 GAL | 20 GAL | 21-3/4" | 72054020* |
| *Includes 2 filter support (2 holes) | | | |
| 24 GAL | 20 GAL | 16" | 6740326 |
| 30,4 GAL | 26 GAL | 18" | 6740426 |
| 45,65 GAL | 39 GAL | 22" | 6740626 |
| 53,8 GAL | 46 GAL | 24" | 6740726 |

FILTER SUPPORTS



1 HOLE

| | |
|-----|--------|
| 12" | 67412 |
| 16" | 674161 |

3 HOLES

| | |
|-----|---------|
| 22" | 6742211 |
| 24" | 674243 |

SUGAR PANS

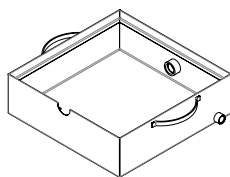
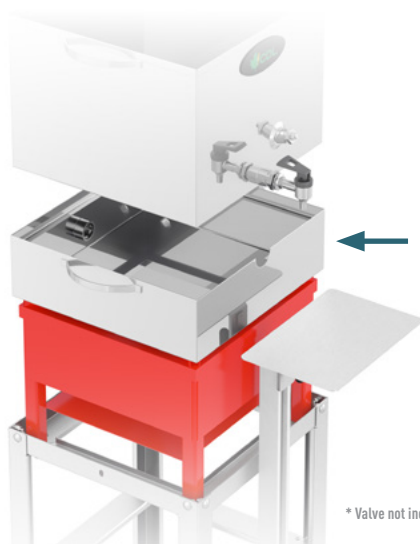


1/4" valve and cover not included



| | | | |
|-----------------|----------|-----------------|----------|
| 16" x 16" x 12" | 67WP1616 | 24" x 24" x 12" | 67WP2424 |
| 16" x 32" x 12" | 67WP1632 | 24" x 36" x 12" | 67WP2436 |
| 16" x 16" Cover | 67WPC016 | 24" x 48" x 12" | 67WP2448 |
| 16" x 32" Cover | 67WPC032 | 24" x 72" x 12" | 67WP2472 |

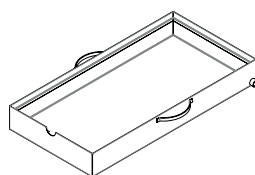
WATER JACKETED PANS



→ Water jacketed tank for sugar pan that can be used for the beginner bottling kit on page 114.

→ Possibility to install an electric heating element (664934a)
→ 5" high

16" x 16" 67316M



16" x 32" MINS32

* Valve not included

BOILING ACCESSORIES STAINLESS STEEL



CUPS

| | | |
|-----|-----|----------|
| 8" | NEW | 6784782 |
| 10" | NEW | 67847102 |
| 12" | NEW | 67847122 |



BOILING ACCESSORIES STAINLESS STEEL (CONTINUED)



DIPPERS AND SKIMMERS

| | | |
|----------|-------------------------------|------------|
| | Round 5" Wooden handle | 7205405R |
| A | Round 6-1/2" Wooden handle | 72054065R |
| | Round 8" Wooden handle | 7205408R |
| B | Flat-sided 5" Wooden handle | 7205405P |
| | Flat-sided 8" Wooden handle | 7205408P |
| C | Without holes | 6772922007 |
| | With holes 4" | 7205404 |



SUGAR PAN

| | | |
|--|-----------------------------|--------------|
| | Rectangle 17" X 23" X 11" | 72054172311 |
| | Round 10" X 14" X 5" | 72054101405R |
| | Round 12" X 17" X 6" | 72054121706 |
| | Rectangle 12" X 17" X 11" | 72054121711 |




Use these molds to shape your maple sugar cakes.

Adjustable table sold separately.

MOLDS

| | | |
|--|--------------------|----------|
| | 250 g (35 per box) | 72054250 |
| | 500 g (25 per box) | 72054500 |



DEFOAMER SUPPORT

| | | |
|----------|-------|-------------|
| D | Small | 67ANTIMOU P |
| | Large | 67ANTIMOU G |
| E | 9 oz | 6700009 |
| | 16 oz | 6700016 |



FUNNELS

| | | |
|----------|--------------------|---------|
| F | Small | 66811 |
| | Large | 6681102 |
| G | 1" x 3/8" | FUNMIN |
| | 5-1/2" x 9/16" | FUNSM A |
| H | Plastic (set of 3) | FUNPLA |



Other sizes available

FILLING CONTAINERS AND PADDLES

| | | |
|----------|---------------------------------|--------|
| I | 2 L stainless steel with handle | MEACSL |
| J | 4 L with handle (measuring) | MEACU4 |
| K | 42" | 674242 |

GLASS TUBES FOR WATER LEVEL

| | |
|-------------|-----------------|
| 5/8" x 8 | 60PEN58X6PLAGL |
| 5/8" x 12 | 672176 |
| 5/8" x 18 | 60PEN58X18PLAGL |
| 1-1/2" x 8 | 675157 |
| 1-1/2" x 18 | 60GROSNIVEAU18 |



BLUE PLUGS WITH LONG ARM

| | |
|--------|-----------|
| 1-1/2" | 678117112 |
| 2" | 678117 |
| 2-1/2" | 6781171 |



HIGH TEMPERATURE PRODUCTS



Silicone 60YYCSL503



Small brick 2 500 °F
1-1/4" x 4-1/2" x 9" 66869



Large brick 3 000 °F
2-1/2" x 4-1/2" x 9" 66868



Brick cement
Pyromix, 1 gallon 66866



Brick cement
Pyromix, 4 gallons 66864



Dry cement, 25 kg bag 66875



Fiber glass wool rope 60TXP018



Ceramic wool
1" x 4' x 23.65' | 8 lb 60BKT18LB100A

Ceramic wool
1/2" x 4' x 50' | 8 lb 60BKT18LB050A



Thermofab wool
2" x 1/8" 60GW300100


Ceramic wool panel
1" x 12" x 36" EBISOL06



Ceramic wool panel
1" x 24" x 36" 60BK0019

Ceramic wool panel
1/2" x 24" x 36" 60BK0012

STACKS AND ACCESSORIES



A Chinese hats
Available in diameters from 6" to 32" and optional spark guard

B Smoke stacks
Available in diameters from 6" to 32"

C Stack covers
Available in diameters from 7" to 30" and optional spark guard.

D Custom made roof jacks
From 6" to 32" with collar


E Base stacks
Available for 2' to 6' width evaporators

LIQUID DEFOAMER DOSING DEVICE

The most flexible and automatic liquid defoamer dosing device on the market.

Liquid defoamer dosing device

730400



DEFOAMERS



Kosher | 200 g

66890



Kosher | 2,5 kg

66898

Odorless organic
sunflower 3 L

663553

FOR ORGANIC
CERTIFIED PRODUCERSOrganic liquid
defoamer 1 gallon

EVAM1280G

FOR ORGANIC
CERTIFIED PRODUCERS

Liquid | 8 oz.

EVAN108W

Liquid | 32 oz.

EVAM032W

Liquid | 4 L

EVAM128W

ACER CENTRE PRODUCTS ONLY ON DEMAND

Calibrating solution for
refractometersSpecially design and
developed by the Acer
Center to calibrate
refractometers for Brix
maple syrup measurement

66616



COLORMETERS



Sample bottle only (1,75")

662378



Sample bottle (3,75")

668887

Sample bottle (3,75") + cap

668888

Cap only

668889

Maple syrup digital grader
HANNA Brand

662397

10 ml round test tube with
plastic insert for HI759

662398

Solution to find the correction
factor to apply when reading a
hydrotherm or a hydrometer

718867



REFRACTOMETERS

SAP AND SYRUP



Eau 0-32 Brix

EIRE0032C

Sirop 45-82 Brix

EIRS4582C

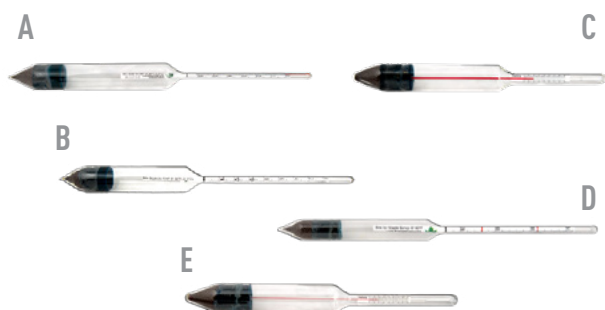
DIGITAL



0-85 Brix

668412


HYDROMETERS SAP AND SYRUP





| | | | |
|---|-------|--|----------|
| A | Sap | 0-6 Brix | EIDE2010 |
| B | Sap | 0-15 Brix | 668433 |
| C | Sap | 10-25 Brix | 66849 |
| | Syrup | 45-75 Brix (Vermont state approved) | EIDS4575 |
| D | Syrup | 55-70 Brix | 66845 |
| E | Syrup | Hydrotherm | 66841 |

Limited warranty and non-returnable items.

DIAL THERMOMETERS



| | | |
|---|---|---|
| A | 3" Dial 9" stem 0-50 °F 1/4" MIPT | 72920003 |
| | 3" Dial 12" stem 0-50 °F 1/4" MIPT | 72920004 |
| B | 5" Dial 9" stem 0-50 °F 1/4" MIPT | 72920001 |
| | 5" Dial 12" stem 0-50 °F 1/4" MIPT | 72920002 |
| | 3" Dial 12" stem 0-250 °F 1/2" MIPT | 668350 |
| | 3" Dial 6" stem 0-50 °F 1/4" MIPT | EITC0306 |
| | 3" Dial 9" stem 50-300 °F 1/2" MIPT | EITC0309 |
| | 3" Dial 6" stem 0-250 °F 1/4" MIPT | EITC0336 |
| C | 3" Dial 6" stem 0-250 °F 1/2" MIPT | EITC033612 |
| | 3" Dial 9" stem 0-250 °F 1/4" MIPT | EITC0330 |
| D | 5" Dial 4" stem 0-250 °F 1/2" MIPT |  NEW 668356 |
| E | 3" Dial 4" stem 200-1000 °F 1/4" MIPT |  NEW 668354 |
| | 3" Dial 6" stem 200-1000 °F 1/2" MIPT | 668210 |
| | For evaporator smoke stack | |

OTHER THERMOMETERS



| | | |
|---|--------------------------------------|-----------|
| A | 8" stem | 71750425 |
| B | 12" Stainless steel | 71750426 |
| C | Electronic 18" probe | 668204 |
| D | 6" barometer | 72920030 |
| E | 3" thermometer preheater (hot water) | 6408503SS |



**JONATHAN PRESENTS THE DIFFERENT
MEASURING INSTRUMENTS AVAILABLE FROM CDL.**

SCAN TO SEE
THE VIDEO
bit.ly/cdlvideos



BRUSHES FOR PANS AND TANKS

| | | |
|---|-------------------------------|----------|
|  | 2" x 7" without handle | 663524 |
|  | 2" x 7" flue brush | 663521 |
|  | 1/2" x 7" flue brush | 66352 |
|  | 4" x 7" pan brush | 72940050 |
|  | 9" handle | EVBRE001 |
|  | 20" handle | EVBRE003 |
|  | No handle Round tank brush | 66356 |

WATERPROOF THERMAL GLOVES

- Breathable
- Waterproof
- Insulated - PU Coated
- High levels of handling precision and grip
- Provides warmth and protection from liquids in cold conditions, with the comfort of a breathable glove.

| | |
|----------|-----------|
| Medium | 669282M |
| Large | 669282L |
| X-Large | 669282XL |
| XX-Large | 669282XXL |

Sold in pairs.









PAN CLEANERS

| | | |
|--|---|---|
|  |  |  |
| A | B | C |
| Sani-clean 4 L | | 66284 |
| Sani-clean 20 L | | 66288 |
| B | 99% Glacial acetic acid 20 L | 667474 |

PAN ACID FOR STAINLESS STEEL

| | | |
|---|----------------|----------|
| | 3 lb (powder) | EVNSS300 |
| C | 10 lb (powder) | EVNSS010 |
| | 25 lb (powder) | EVNSS250 |

TUBING AND SPOUT SANITIZERS

| | | | |
|--|---|--|---------|
|  |  | | |
| Picture for reference only | Picture for reference only | | |
| A | B | | |
|  |  | | |
| C | D | | |
| A | Isopropyl 70% 18,9 L |  ONLY AVAILABLE IN CANADA | 667470 |
| B | Isopropyl 70% 205 L |  ONLY AVAILABLE IN CANADA | 6674277 |
| C | Pure denatured 4 L | | 667575 |
| D | Chlorine 12% 20 L | | 666000 |



CDLWESFAB FILTER PRESSES

IMPROVE THE PERFORMANCE OF YOUR PRESS AND FACILITATES THE FILTRATION

- ✓ Made entirely in Canada and the United States
- ✓ Light and compact construction
- ✓ Easy to move

SCAN TO SEE
THE VIDEO

bit.ly/cdlvideos



NEW

SEPARATING FILTER PRESS PLATE

Allows you to use only part of your filter press to filter a small quantity. Less cleaning and use less papers.



| | |
|----------------------------------|--------------|
| 10" CDL press (old CDL model) | 6660010PLATE |
| 10" CDLWESFAB press | WFCDL10PLATE |
| 15" CDLWESFAB press | WFCDL15PLATE |
| 20" CDL press (3 holes) | 666218 |





10" press



ADVANTAGES (7" and 10" presses)

- > Reclinable press (0, 45 and 90 degrees with the cart option) to facilitate the replacement of filter papers;
- > Removable pump kit (to use on another filter press).

| | 7" presses | 10" presses |
|--|---------------|----------------|
| Short filter press + manual diaphragm pump 3 hollow / 2 waffles | WFCDL7M | - |
| 3 hollow / 2 waffles | WFCDL732 | WFCDL1032 |
| 4 hollow / 3 waffles | WFCDL743 | WFCDL1043 |
| 7 hollow / 6 waffles | WFCDL776 | WFCDL1076 |
| 8 hollow / 7 waffles | WFCDL787 | WFCDL1087 |
| Available options: | | |
| Air dia. pump kit 1/2" | WFCDL7ADP12 | WFCDL10ADP12 |
| Dia. pump kit 120v 1/2" 5.3 GPM | WFCDL7EDP1253 | WFCDL10EDP1253 |
| Filter press cart | WFCDL7CH | WFCDL10CH |
| Air distributor option | WFCDL710AIRM | WFCDL710AIRM |
| Air inlet kit <small>The air supply must be filtered using the 66345657K air filter kit.</small> | WFCDL7AIRI | WFCDL10AIRI |
| Air outlet kit <small>The air supply must be filtered using the 66345657K air filter kit.</small> | WFCDL7AIRO | WFCDL10AIRO |



Option : WFCDL15DEF

ADVANTAGES (15" presses)

- > Tightening with a 12 ton hydraulic cylinder with food grade oil, pneumatic or manually operated (not necessary to have compressed air);
- > Drip tray connected to the pump (Useful for closed loop de-sugaring or for pumping syrup from the tray);
- > Bypass valve installed on the front plate for greater efficiency;
- > Drainage of the inlet and outlet in the drip tray through the front plate;
- > Air drainage (optional);
- > Reverse air flow in the press outlet to extend filtration (optional).

20" filter press 3 holes
Filtration capacity : 10 to 50 barrels

ADVANTAGES (20" presses)

- > Easy paper installation
- > Higher filtration capacity
- > Cart on wheels
- > Syrup drip tray
- > 15 to 50 barrel filtration capacity
- > 3" thick hollow plates

15" presses

| | |
|-----------------------|------------|
| 7 hollow / 6 waffles | WFCDL1576 |
| 8 hollow / 7 waffles | WFCDL1587 |
| 9 hollow / 8 waffles | WFCDL1598 |
| 10 hollow / 9 waffles | WFCDL15109 |

Available options:

| | |
|--|----------------|
| Air dia. pump kit 1/2" | WFCDL15ADP12 |
| Air dia. pump kit 1" | WFCDL15ADP1 |
| Dia. pump kit 120v 1/2" 5.3 GPM | WFCDL15EDP1253 |
| Air inlet kit <small>The air supply must be filtered using the 66345657K air filter kit.</small> | WFCDL15AIRI |
| Air outlet kit <small>The air supply must be filtered using the 66345657K air filter kit.</small> | WFCDL15AIRO |
| Coalescent filter option + vapor air line | 66345657K |
| Splash guard | WFCDL15DEF |

20" presses

(9 hollow plates max.)
7 hollow plates, 6 full plates

666217

Available options:

| | |
|----------------------|--------|
| Air dia. pump kit 1" | 730020 |
|----------------------|--------|

Clamped sight
glass ferrule
1-1/2"

6600150

Clamped sight
glass ferrule 2"

6600200



CDL VACUUM FILTER PRESS

Syrup filter tank and filter press.
Available in 9", 12", 15" and 18" sizes.

Includes : 1 filter and 12 prefilters

| | | | |
|--------------------------|-------------|---------------------|-------------|
| 9" | 3.6 US GAL. | Up to 400 taps | FAU18PV009K |
| Thermometer included | | | |
| 12" | 9 US GAL. | Up to 800 taps | FAU18PV012 |
| 15" | 14 US GAL. | 800 to 1 800 taps | FAU18PV015 |
| 18" | 19 US GAL. | 1 800 to 3 600 taps | FAU18PV018 |
| Thermometer not included | | | |

Vacuum press
cover assembly



| | |
|-----|----------------|
| 9" | FAU18PV009COUV |
| 12" | FAU18PV012COUV |
| 15" | FAU18PV015COUV |
| 18" | FAU18PV018COUV |

5-micron
vacuum filter
press polyester
filter



| | |
|-----|----------|
| 9" | FAU18036 |
| 12" | FAU18038 |
| 15" | FAU18017 |
| 18" | FAU18018 |
| 21" | 668171 |
| 24" | 668172 |

Vacuum filter
press polyester
prefilter
(12/pkg)



| | |
|-----|----------|
| 9" | FAU18035 |
| 12" | FAU18037 |
| 15" | 668167 |
| 18" | 668168 |
| 21" | 668169 |
| 24" | 668170 |



9" model

15" model

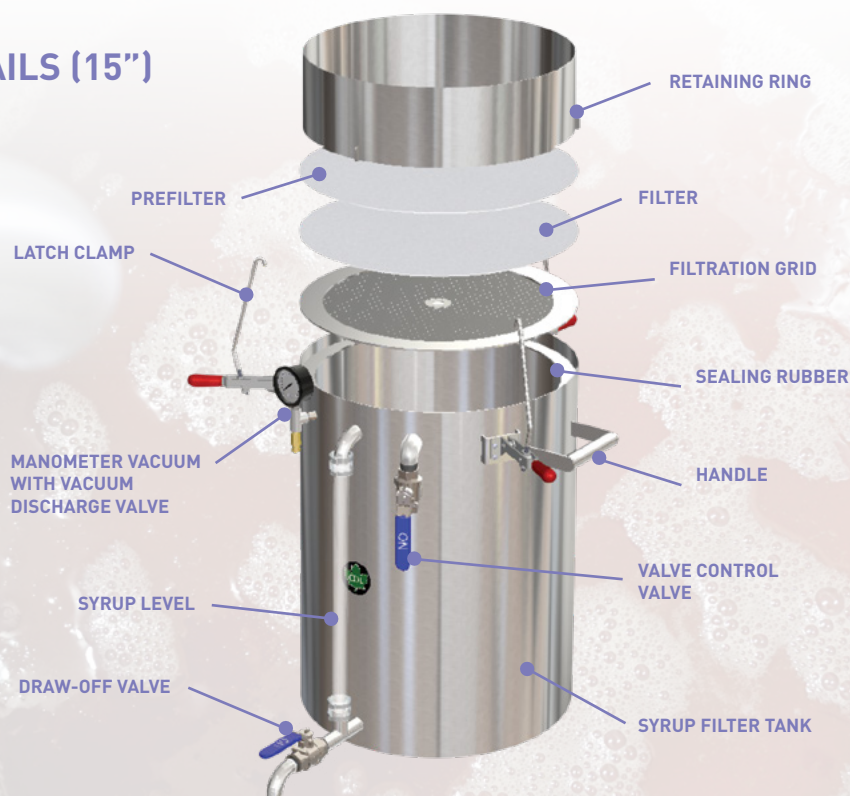
Brushed stainless
steel finish

**SCAN TO SEE
THE VIDEO**

bit.ly/cdlvideos



PRODUCT DETAILS (15")



ELECTRIC DIAPHRAGM PUMP KIT



Quick and easy installation.
For filter press pumping
or hot syrup transfer.


Motor 115V
5.3 GPM | 60 PSI



Electric diaphragm pump with support

669653A

FILTER PRESS PUMPS



1/2" Diaphragm pump
(aluminum)

669585


1" Diaphragm pump
(aluminum)

669601

ACCESSORIES

5-1/4" filter papers 66817

7" filter papers | pkg 400 66828

7" filter papers with wings
pkg 400  66859

10" filter papers | pkg 400 66829

15" filter paper for
CDLWESFAB filter presses WFCDL668015

15" filter paper | pkg 250 668015

20" filter paper | pkg 250
2 holes 668221

10" filter papers with wings 66801

20" filter paper
3 holes with wings | pkg 250 668224

7" press felt filters 66827

10" press felt filters 66830

15" press felt filters for
CDLWESFAB filter presses WFCDL668015F

20" press felt filters
2 holes 66820

20" press felt filter
2 double holes 668206

20" press felt filters
3 double holes 66850

Self-cleaning press
felt filters 66852

545 Celite filter aid | 10 lb 66825

545 Celite filter aid | 50 lb 66826



Polyester #8 felt cone
5 mic.

66814



Polyester #8 felt cone
1 mic.

668163

#5 cone filter

FILC05

Cone pre-filters

66206



Flat pre-filter paper
24" x 24", woven style

PREW24

Flat pre-filter paper
36" x 36", woven style

PREW36

36"x36" pre-filter
paper coffee style

PREC36

Cone pre-filter
paper woven style

PREWC0*

*Product available in limited quantity

Cone pre-filter
paper coffee style

PRECC0



Bucket filter

FILBAG

Bucket pre-filter

PREWFI



24" x 24" flat filter

FILF24

36" x 36" flat filter
5 mic.

66211

36" x 36" flat polyester filter
1 mic.

668164



Food grade grease

66530

Dicalite filter aid
50 lb

66838

STAINLESS STEEL BARRELS

The CDL barrel is designed according to the recommendations of the Federation of Maple Syrup Producers.



Capacity: 13 IMP. GAL. (15 US GAL.)
Empty weight (Tare): 29 lb
1 plastic cap (2" center)

66819R

Capacity: 34 IMP. GAL. (40 US GAL.)
Empty weight (Tare): 48 lb
2 plastic caps (2" off-center)

66810



ONLY AVAILABLE
IN THE USA

Capacity: 34 IMP. GAL. (40 US GAL.)
Empty weight (Tare): 48 lb
2 plastic caps (2" and 3/4" off-center)

66813



ONLY AVAILABLE
IN CANADA

Capacity: 34 IMP. GAL. (40 US GAL.)
Empty weight (Tare): 49.6 lb
2 plastic caps - 2" (one center and one off-center)

66816



ONLY AVAILABLE
IN CANADA

Capacity: 45 IMP. GAL. (55 US GAL.)
Empty weight (Tare): 59 lb
2 plastic caps (2" and 3/4" off-center)

668161

Models may differ from those shown.

ADVANTAGES

- All lower joints completely welded;
- Designed for the complete drainage of syrup or washing water;
- Drip hole on top; No hole on the side;
- Edges with pronounced curves facilitating the handling of the barrels;
- Same dimensions as conventional galvanized barrels;
- Stackable.

PUMP AND BARREL TRANSFER




Pneumatic stainless steel barrel pump

DRUPUM

ADVANTAGES

- Allows you to empty a barrel of syrup faster;
- Quicker than a pump;
- Empty barrels of syrup without making a mess;
- Very easy to use.



A 1" Teflon barrel transfer

6150P1

B 5/8" Teflon barrel transfer

6150P58

HANDLING ACCESSORIES FOR BARRELS




3-wheel stainless steel cart

676055S



Stainless steel lever

671092



Barrel lifter with pulley and cord

665045



BARREL CAPS AND ACCESSORIES



2" stainless steel cap

BUNGSS

2" plastic cap
(Can be used with bag 663332)

660057

2" plastic cap
for barrels
(Large thread / hole 3/4 "NPT in center)

BUNG06



32-gallon plastic bag

663332B

Cap
includedStainless steel holder
for barrel liner

678952

Stainless steel health
barrel key

67ECHBA



Barrel wrench

662285



Barrel wrench

662282

MAPLE CREAM MACHINES



| | | |
|-------------------------------------|----------------------|---------|
| Maple cream machine 8 L 110 V | Brass pump | 668828 |
| Maple cream machine 16 L 220 V | Brass pump | 668827 |
| Maple cream machine 8 L 110 V | Stainless steel pump | 668828S |
| Maple cream machine 16 L 220 V | Stainless steel pump | 668827S |



STEVE SKINNER DEMONSTRATES HOW TO MAKE MAPLE BUTTER.

SCAN TO SEE
THE VIDEO


bit.ly/cdlvideos



MAPLE SUGAR MACHINES



Single:
Capacity of 17 lb.



Double:
Capacity of 35 lb.

| | |
|---|---------|
| 8" automatic maple sugar machine | 668855A |
| 8" double automatic maple sugar machine | 668856A |

ADVANTAGES

- Fully automated;
- Uniform granulation;
- Can function without supervision;
- Available without automation if requested;
- Made of stainless steel;
- 3 in 1: mixer, grinder and dryer;
- Self-cleaning with hot water.

CANDY MACHINES

A



B




C



| | | |
|---|--------------------------------|----------|
| A | Candy machine (motor included) | ECB0100A |
| B | Auger and pan | ECBMW301 |
| C | Extra pan | ECBMP101 |
| | Motor 1/4 HP | 660002 |

WATER JACKETED TANKS



Electric water jacketed tank
43 US GAL.

67422

Bottling stand
with pedal
43 US GAL.

67220-S

STAINLESS STEEL



Electric water jacketed tank
15 US GAL.

67422-M

Bottling stand
with lever
15 US GAL.

67220-MS

STAINLESS STEEL



Bottling valve

3/8" 67215

5/8" 67216

DRAW-OFF ELBOWS

| MIPT | TUBE | |
|------|------|-----------|
| 1/2" | 3/4" | SDE050 |
| 3/4" | 1" | SDE075 |
| 1" | 1" | 6788991D2 |

| MIPT | TUBE | |
|--------|--------|--------|
| 1-1/4" | 1-1/2" | SDE125 |
| 1-1/2" | 2" | SDE150 |



OTHER



Propane burner
R-65

66803



Electric bottling valve
Includes 3 stainless steel tips:
1/4", 3/8", 1/2"

67217



Bottling valve
3/8", 90°

ECDVP804



Bottling valve
1/2", 90°

ECDVP805



Bottling nozzle for water
jacketed tank
3/8" elbow x 3/4" mipt

67BM12



Bottling nozzle for water
jacketed tank
1/2" elbow x 1/2" mipt


6788991B2



Bottling valve (coffee type) +
3/4" reducer x M16

67212A

BEGINNER BOTTLING KIT



INCLUDES:

- 1 16" x 16" sugar pan cover
- 1 16" x 16" sugar pan
- 1 16" x 16" filter holder
- 1 R-65 propane burner
- 1 coffee type valve
- 1 16" x 16" water jacketed tank
- 1 propane burner support
- 1 1/2" SS nipple

With
adjustable
shelf

Assembly required

6600802

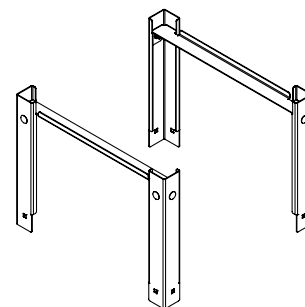


PURCHASE THE ELECTRIC OPTION TO COMPLETE YOUR KIT!

Spacer designed to directly bolt on the propane cooker support.

Allows you to heighten the water jacketed tank to have a convenient height to bottle

67423



DESIGNED TO MAINTAIN THE SYRUP AT A PROPER TEMPERATURE TO BOTTLE EFFICIENTLY.

1 500 W electric element with thermostat. Can be installed on a 16x16 water jacketed tank [67316M]

664934A



WATCH

OUR VIDEOS

ANYWHERE... ANYTIME...

www.cdlinc.ca/en/videos
www.cdlnusa.com/videos



ROUND CANS



A

ONLY AVAILABLE
IN CANADA

- A Pure maple syrup | 540 ml, 200/case 663025
- B Organic | 540 ml, 200/case 663026

FOR ORGANIC
CERTIFIED PRODUCERS

LITHOGRAPH EXCLUSIVE TO CDL!



B



MISCELLANEOUS CANS

FRENCH/ENGLISH LITHOGRAPH



A



B

| | | | |
|---|-----------------|------------|-----------|
| | 250 ml | 65 / case | CAN250 |
| | 500 ml | 35 / case | CAN500 |
| A | 1L | 24 / case | CAN001 |
| | 1/2 pint (8 oz) | 65 / case | CAN008 |
| | Pint (16 oz) | 35 / case | CAN016 |
| | Quart (32 oz) | 24 / case | CAN032 |
| B | 250 ml | 100 / case | EXTC0250C |
| | 500 ml | 100 / case | EXTC0500C |

ONLY AVAILABLE
IN CANADA

CAN SEALERS

ONLY AVAILABLE
IN CANADA

Ives Way manual can sealer
66774300



Master manual can sealer
66777



Sertisseuse automatique Master
66824

CARDBOARD BOXES FOR CANS

ONLY AVAILABLE
IN CANADA

8 x 540 ml box
Package of 25 66832



8 x 540 ml box with handle
Package of 25 66834



24 x 540 ml box
Package of 25 66833



cdlinc.ca | cdlusa.com

Please contact your CDL store or CDL online store for more information and prices.



By **Éric Labrecque**,
sales manager – packaging division

TIPS FOR **PACKAGING** MAPLE SYRUP IN BULK

Bottle the syrup while it's hot to make sure that it doesn't ferment, as it contains no stabilizers or preservatives. It doesn't matter how the syrup is heated, only the temperature is important. That said, the syrup gets darker each time it's reheated, which could change the grade. The intensity of heat, the cooking time, and type of container could also affect the product. You don't need to bring the syrup to a boil to repackage it. The syrup should be packed at a temperature of at least 180 °F, ideally 185 °F. Otherwise, it may ferment.

Check the sugar content: It should be at 66 Brix (66% sugar). If the syrup is below this value, it will need to be boiled longer. If it is too thick, filtrate and/or maple water should be added to lower the sugar content. It is important not to bottle syrup that's too thick. The sugar will crystallize and settle at the bottom of the container. The sugar level can be measured with a hydrometer or density meter.

Ideally, always **filter the syrup** after it's been heated, even if you've already filtered it. Make sure the **containers are clean**. When filling small containers, especially glass ones, heat the syrup above 180 °F because the container will absorb a lot of heat, cooling the syrup. Another way around this problem is to preheat the containers before filling them. Something to keep in mind when filling containers: maple syrup will shrink by 4% as it cools.

Once a container is full, quickly **close the cap or lid and turn the container on its side or upside down for 30 seconds** to sterilize the inside of the cap or lid. Some people recommend that sealed containers be cooled quickly so that the syrup stays as pale as possible.



IMPORTANT NOTE FOR PLASTIC CONTAINERS

Most plastic containers do not have an oxygen barrier, which means that the syrup will be oxidized as oxygen passes through the plastic. After a few weeks, the syrup will start to darken. It is best to always wait until the last minute before packaging syrup in a plastic container, because after 2 or 3 months, the syrup will lose at least 1 grade and your labels will no longer accurately describe the product. Some companies offer a latex coating on their containers. It helps, but only for 2 to 3 months. There are also multi-layer containers that are moulded with an oxygen barrier. This type of plastic container does not allow the syrup to oxidize, making it as good as a glass or metal container.

Ask your CDL representative or store to discover our range of containers!

CDL JUG Collection



Caps
included



Durable and compact, the CDL jugs were designed for the reality of today's maple syrup producers. Discover this new collection, which features a modern, vibrant and exclusive look while respecting the classic side of this great tradition.

Customize your labels.

Ask your CDL sales representative



**SCAN TO SEE
THE VIDEO**

bit.ly/cdlvideos



| SIZE | PRODUCT CODE | QTY/BOX |
|--------|--------------|---------|
| 100 ml | 360100 | 100 |
| 250 ml | 360250 | 100 |
| 500 ml | 360500 | 100 |
| 1 L | 360001 | 100 |
| 2 L | 360002 | 50 |
| 4 L | 360004 | 24 |

| SIZE | PRODUCT CODE | QTY/BOX |
|--------|--------------|---------|
| 100 ml | 3601000 | 100 |
| 250 ml | 3602500 | 100 |
| 500 ml | 3605000 | 100 |
| 1 L | 3600010 | 100 |
| 2 L | 3600020 | 50 |
| 4 L | 3600040 | 24 |

| SIZE | PRODUCT CODE | QTY/BOX |
|----------|--------------|---------|
| 3.4 oz | EXCD0101* | 100 |
| ½ pint | EXCD0261* | 100 |
| 1 pint | EXCD0501* | 100 |
| 1 quart | EXCD1001* | 100 |
| ½ gallon | EXCD2001* | 50 |
| 1 gallon | EXCD4001* | 24 |

For specific states, replace the * by:

| | | | |
|--------|-----------------|--------|-----------------|
| U for | All States | MI for | Michigan * |
| V for | Vermont * | P for | Pennsylvanie * |
| N for | New York * | IN for | Indiana * |
| NH for | New Hampshire * | WV for | West Virginia * |
| ME for | Maine * | MA for | Massachusetts * |
| WI for | Wisconsin * | OH for | Ohio * |

* Product available in limited quantity.





Very competitive skid pricing.
Call your local CDL store for details.

PLASTIC JUGS



| SIZE | PRODUCT CODE | QTY/BOX |
|--------|--------------|---------|
| 40 ml | 728140040 | 100 |
| 100 ml | 72814100 | 100 |
| 250 ml | 72814250 | 100 |
| 500 ml | 72814500 | 100 |
| 1 L | 72814001 | 100 |
| 2 L | 66925 | 50 |
| 4 L | 72814004 | 24 |

| SIZE | PRODUCT CODE | QTY/BOX |
|--------|--------------|---------|
| 40 ml | EXCR00410 | 100 |
| 100 ml | EXCR01010 | 100 |
| 250 ml | EXCR02610 | 100 |
| 500 ml | EXCR05010 | 100 |
| 1 L | EXCR10010 | 100 |
| 2 L | EXCR20010 | 50 |
| 4 L | EXCR40010 | 24 |

| SIZE | PRODUCT CODE | QTY/BOX |
|----------|--------------|---------|
| 1.36 oz | EXCR0041* | 100 |
| 3.4 oz | EXCR0101* | 100 |
| ½ pint | EXCR0261* | 100 |
| 1 pint | EXCR0501* | 100 |
| 1 quart | EXCR1001* | 100 |
| ½ gallon | EXCR2001* | 50 |
| 1 gallon | EXCR4001* | 24 |

For specific states, replace the * by:

| | | | |
|--------|---------------|--------|----------------------|
| U for | All States | MI for | Michigan |
| V for | Vermont | P for | Pennsylvania |
| N for | New York | IN for | Indiana |
| NH for | New Hampshire | WV for | Virginie Occidentale |
| ME for | Maine | MA for | Massachusetts |
| WI for | Wisconsin | OH for | Ohio |

PLAIN PLASTIC JUGS



**ONLY AVAILABLE
IN THE USA**



**Caps not
included**

| SIZE | PRODUCT CODE | QTY/BOX |
|----------|--------------|---------|
| ½ pint | EXCR0260 | 100 |
| 1 pint | EXCR0501PL | 100 |
| 1 quart | EXCR1001PL | 100 |
| ½ gallon | EXCR2000 | 50 |
| 1 gallon | EXCR4001PL | 24 |

ALLSTATE LABELS (250/ROLL)

| | |
|----------|------------|
| ½ pint | EXCRL0261U |
| 1 pint | EXCRL0501U |
| 1 quart | EXCRL1001U |
| ½ gallon | EXCRL2001U |
| 1 gallon | EXCRL4001U |



EXTRA CAP FOR JUGS



BROWN PLASTIC CAPS FOR JUGS

| | |
|---|----------|
| Cap for jugs (40 ml & 100 ml) | 661386 |
| Cap for jugs (40 ml & 100 ml) | 6628401* |
| Cap for jugs (250 ml to 4 L) new threads | 6628400 |

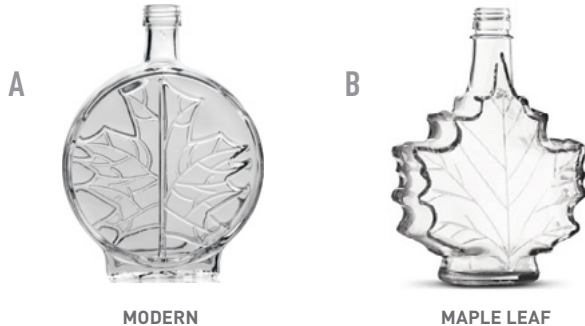
* Product available in limited quantity.



**Very competitive skid pricing.
Call your local CDL store for details.**

MODERN AND MAPLE LEAF

CAPS NOT INCLUDED



| | SIZE | PRODUCT CODE | QTY/BOX | CAP CODE |
|---|--------|--------------|---------|---------------------------------|
| A | 50 ml | EXBV0050M* | 50 | 661378 (GOLD) |
| | 100 ml | EXBV0100M | 36 | 661374 (GOLD) |
| | 250 ml | EXBV0250M | 12 | 661374 (GOLD) |
| | 500 ml | EXBV0500M* | 12 | 661388 (GOLD) |
| B | 50 ml | EXBV0050AU | 48 | 661378 (GOLD) |
| | 100 ml | EXBV0100AU | 12 | 661374 (GOLD) CAPK25 (BROWN) |
| | 250 ml | EXBV0250AU | 12 | 661374 (GOLD) CAPK25 (BROWN) |
| | 500 ml | EXBV0500AU | 12 | 661388 (GOLD) CAP500 (BROWN) |
| | 750 ml | EXBV0750AU* | 6 | 661388 (GOLD) CAP500 (BROWN) |
| | | | | |

* Product available in limited quantity.

GALLONE

CAPS NOT INCLUDED



| | SIZE | PRODUCT CODE | QTY/BOX | CAP CODE |
|---|--------|--------------|---------|---|
| A | 40 ml | EXBVRH50 | 48 | 661378 (GOLD) |
| | 250 ml | EXBVRH250 | 12 | 661377 (BLACK) 661390 (BROWN) |
| | 500 ml | EXBVRH500 | 12 | 661377 (BLACK) 661390 (BROWN) |
| | 1 L | EXBVRH1000 | 6 | 661377 (BLACK) 661391 (BROWN) 661381 (WHITE) 72838000N (BLACK) |
| B | ½ gal. | EXBVRH2000 | 6 | 661391 (BROWN) 661381 (WHITE) 72838000N (BLACK) |
| | 1 gal. | EXBVRH4000 | 4 | 661391 (BROWN) 661381 (WHITE) 72838000N (BLACK) |
| | 250 ml | EXBV0250GL | 20 | 661388 (GOLD) CAP500 (BROWN) |
| | 500 ml | EXBVRH500M | 12 | 661388 (GOLD) CAP500 (BROWN) |

FLAT

CAPS NOT INCLUDED



| | SIZE | PRODUCT CODE | QTY/BOX | CAP CODE |
|---|--------|--------------|---------|--|
| A | 250 ml | EXBV0250L | 12 | 661376 (WHITE) 661386 (BROWN) 661384 (BROWN) |
| | 375 ml | EXBV0375 | 12 | 661376 (WHITE) 661386 (BROWN) 661384 (BROWN) |
| | 500 ml | EXBV0500 | 12 | 661376 (WHITE) 661386 (BROWN) 661384 (BROWN) |
| | 8 oz | EXBV0252 | 12 | 661376 (WHITE) 661384 (BROWN) |
| B | 12 oz | EXBV0377 | 12 | 661376 (WHITE) 661384 (BROWN) |

FLASK

CAPS NOT INCLUDED



| SIZE | PRODUCT CODE | QTY/BOX | CAP CODE |
|--------|--------------|---------|----------------------------------|
| 200 ml | BOTHF2 | 12 | 661384 (BROWN) CAP500 (BROWN) |





**Very competitive skid pricing.
Call your local CDL store for details.**

BASQUE

CAPS NOT INCLUDED



| SIZE | PRODUCT CODE | QTY/BOX | CAP CODE |
|--------|--------------|---------|----------------------------------|
| 250 ml | EXBV0250B | 12 | 661377 (BLACK) 661390 (BROWN) |
| 500 ml | EXBV0500B | 12 | 661377 (BLACK) |

* Product available in limited quantity.

BASQUE SNOWMAN

CAPS NOT INCLUDED



| SIZE | PRODUCT CODE | QTY/BOX | CAP CODE |
|--------|--------------|---------|----------------------------------|
| 250 ml | EXBV0250BSM* | 12 | 661376 (WHITE) 661384 (BROWN) |

* Product available in limited quantity.

BASQUE 4 SUGARING SCENES

CAPS NOT INCLUDED



| SIZE | PRODUCT CODE | QTY/BOX | CAP CODE |
|--------|--------------|---------|----------------------------------|
| 250 ml | EXBV0250BI* | 12 | 661376 (WHITE) 661384 (BROWN) |

* Product available in limited quantity.

BASQUE 4 CHRISTMAS SCENES

CAPS NOT INCLUDED



| SIZE | PRODUCT CODE | QTY/BOX | CAP CODE |
|--------|--------------|---------|----------------------------------|
| 250 ml | EXBV0250BC* | 12 | 661376 (WHITE) 661384 (BROWN) |

* Product available in limited quantity.

BASQUE ANIMALS

CAPS NOT INCLUDED



| | SIZE | PRODUCT CODE | QTY/BOX | CAP CODE |
|----------|--------|------------------|---------|----------------------------------|
| A | 250 ml | EXBV0250BPMOOSE* | 12 | 661376 (WHITE) 661384 (BROWN) |
| B | 250 ml | EXBV0250BPWOLF* | 12 | 661376 (WHITE) 661384 (BROWN) |
| C | 250 ml | EXBV0250BPDEER* | 12 | 661376 (WHITE) 661384 (BROWN) |
| D | 250 ml | EXBV0250BPJAY* | 12 | 661376 (WHITE) 661384 (BROWN) |

* Product available in limited quantity.

BARREL

CAPS NOT INCLUDED



| SIZE | PRODUCT CODE | QTY/BOX | CAP CODE |
|--------|--------------|---------|---|
| 50 ml | EXBV0050BA* | 70 | 661378 (GOLD) CAP05B (BLACK) |
| 100 ml | EXBV0100BA* | 12 | 661374 (GOLD) CAPK25 (BROWN) |
| 200 ml | EXBV0200BA* | 12 | 661376 (WHITE) 661384 (BROWN) 661388 (GOLD) CAPKB5 (BLACK) |

* Product available in limited quantity.



**Very competitive skid pricing.
Call your local CDL store for details.**

DECANTER

CAPS NOT INCLUDED



| SIZE | PRODUCT CODE | QTY/BOX | CAP CODE |
|-------|--------------|---------|-------------------------------------|
| 16 oz | EXBV016 | 12 | 661381 (WHITE) 72838000N (BLACK) |
| 32 oz | EXBV032 | 12 | 661381 (WHITE) 72838000N (BLACK) |

GRAND LINE AND SAUCE

CAPS NOT INCLUDED



| SIZE | PRODUCT CODE | QTY/BOX | CAP CODE |
|-----------------|--------------|---------|---|
| A 1 L | EXBV1000G | 12 | 661376 (WHITE) 661386 (BROWN) 661384 (BROWN) |
| B 350 ml | EXBV0350S2 | 12 | 72838000N (METAL) 661381 (WHITE) 661391 (BROWN) 661396 (BLACK) |



WHISKY

CAPS NOT INCLUDED



| SIZE | PRODUCT CODE | QTY/BOX | CAP CODE |
|-------|--------------|---------|--|
| 50 ml | BOTW5018SC | 96 | CAP05B (BLACK) |
| 1 L | EXBV1000S | 12 | 661376 (WHITE) 661386 (BROWN) 661384 (BROWN) |

CAPS

WHITE PLASTIC CAPS



| | |
|-------------------------------|---------------------|
| 28 mm x 400 | 661376 |
| 38 mm x 400 | 661381 |
| 38 mm x 400 aluminum liner | NEW 661381AL |

BROWN PLASTIC CAPS



| | |
|---------------|--------|
| 24 mm x 400 | CAPK25 |
| 28 mm x 400 | 661384 |
| 31.5 mm x 400 | 661390 |
| 38 mm x 400 | 661391 |
| 28 mm x 410 | CAP500 |

BLACK PLASTIC CAPS



| | |
|---------------|--------|
| 18 mm x 400 | CAP05B |
| 28 mm x 400 | 661379 |
| 31.5 mm x 400 | 661377 |
| 38 mm x 400 | 661396 |

GOLD PLASTIC CAPS



| | |
|-------------|--------|
| 18 mm x 400 | 661378 |
| 24 mm x 400 | 661374 |
| 28 mm x 400 | 661388 |

METAL CAPS



| | |
|-----------------------------------|----------------------|
| Lid for CAN250 and CAN500 cans | NEW LID250500 |
|-----------------------------------|----------------------|

PLASTIC CAPS / TAMPER EVIDENT



| | |
|-------------|----------------|
| 28 mm x 400 | 661382 (WHITE) |
| 28 mm x 400 | 661386 (BROWN) |
| 28 mm x 400 | 661385 (GOLD) |
| 28 mm x 400 | CAPKB5 (BLACK) |

HEAT SHRINK AND GOLD CAPS FOR GLASS BOTTLES



HEAT SHRINK CAPS

| | |
|----------------|------------|
| 28 mm, 100/box | EXCAP028G* |
|----------------|------------|

* Product available in limited quantity.

GOLD CAPS



| | |
|-----------------------|----------|
| 30,5 x 42 mm, 100/box | EXCAP210 |
| 34 x 52 mm, 100/box | EXCAP310 |



Very competitive skid pricing.
Call your local CDL store for details.

SHORT ROUND JARS

LIDS NOT INCLUDED



| SIZE | PRODUCT CODE | QTY/BOX | CAP CODE |
|--------|--------------|---------|----------|
| 40 ml | EXP040 | 24 | 728445 |
| 125 ml | EXP0125 | 12 | 72843000 |
| 250 ml | EXP0250 | 12 | 728470 |
| 375 ml | BOTS37 | 12 | 728470 |
| 750 ml | BOTS75 | 12 | CAPG82 |

LONG ROUND JARS

LIDS NOT INCLUDED



| SIZE | PRODUCT CODE | QTY/BOX | CAP CODE |
|--------|--------------|---------|----------|
| 250 ml | BOTT25 | 12 | CAPG53 |
| 375 ml | BOTT37 | 12 | 788490 |
| 500 ml | BOTT50 | 12 | 788470 |
| 750 ml | BOTT75 | 12 | 728470 |

HEXAGONAL AND EMBOSSED HONEY JAR

LIDS NOT INCLUDED

A






B



| SIZE | PRODUCT CODE | QTY/BOX | CAP CODE |
|-------------------------|--------------|---------|-----------------------------------|
| 45 ml | EXPOH045-24 | 24 | 728445 |
| 110 ml | EXPOH110-12 | 12 | 72843000 |
| 190 ml | EXPOH190-12 | 12 | 788490 |
| 270 ml | EXPOH270-12 | 12 | 788470 |
| 380 ml (500 g honey) | BOT380 | 12 | CAPHC7, CAPWF7, CAPPC7, 728470 |
| 780 ml (1 kg honey) | BOT780 | 12 | CAPHC8, CAPWF8, CAPPC8, CAPG82 |

METAL LIDS



| SIZE | PRODUCT CODE |
|-------------|---|
| 38 mm x 400 | Black  72838000N |
| 43 mm | Gold 728445 |
| 48 mm | Gold 72843000 |
| 53 mm | Gold CAPG53 |
| 58 mm | Gold 788490 |
| 63 mm | Gold 788470 |
| 63 mm | Black  7884863N |
| 70 mm | Gold 728470 |
| 70 mm | Black  728471 |
| 82 mm | Gold CAPG82 |



A



B



C

| SIZE | PRODUCT CODE |
|-------|--------------|
| 70 mm | CAPHC7 |
| 82 mm | CAPHC8 |
| 70 mm | CAPWF7 |
| 82 mm | CAPWF8 |
| 70 mm | CAPPC7 |
| 82 mm | CAPPC8 |

SAMPLE JARS



30 ml jars
Cap only

EICOL016
EXBSCAP16



PLASTIC BOTTLES

CAPS INCLUDED



| | SIZE | QTY/BOX | PRODUCT CODE |
|-----------------------------------|--------|---------|--------------|
| OXYGEN BARRIER BOTTLE | | | |
| A | 375 ml | 200 | 660375 |
| B | 500 ml | 150 | 661500 |
| C | 1 L | 90 | 661000 |
| D | 2 L | 50 | 660020-50 |
| E | 4 L | 40 | 660400 |
| FREEZER JUG | | | |
| F | 4 L | 1 | EXSH4P |
| PLASTIC JUG | | | |
| G | 10 L | 1 | JUG210 |
| FIVE GALLON BLUE CONTAINER | | | |
| H | 18.9 L | 1 | EXBPL005 |



ONLY AVAILABLE
IN THE USA

EXTRA CAPS FOR OXYGEN BARRIER BOTTLES AND FREEZER JUG

| | DESCRIPTION | SIZE | PRODUCT CODE |
|----------|---------------------------------------|-------------|--------------|
| A | A Bottle cap 375 ml, 500 ml | - | 661375 |
| B | B Bottle cap 1 L, 2 L, 4 L | 53 mm x 400 | 661380 |
| | For EXSH4P and JUG210 | 38 mm x 400 | 661381 |

CARDBOARD BOXES

| DESCRIPTION | SIZE | PRODUCT CODE |
|----------------|-------------|--------------|
| With handle | 8 x 375 ml | 668375 |
| With handle | 8 x 500 ml | 664350 |
| Without handle | 12 x 375 ml | 612375 |



PLASTIC CONTAINERS



**In-mold label offering
exceptional print quality!**



ONLY AVAILABLE
IN CANADA



Caps
included

With security seal

250 g Lock container,
Maple taffy
500/box 60256

250 g Lock container,
Maple cream
500/box 60255



Caps
included

Maple cream tub
CDL Collection 250 g
500/box 61250001

Maple cream tub
CDL Collection 500 g
500/box 61500001



Caps
included

250 g organic container
500/box 61250001B



**FOR ORGANIC
CERTIFIED PRODUCERS**



A



B

Beige plastic container for
maple cream 250 g | 100/box

TUBB25*

A Beige plastic container for
maple cream 500 g | 100/box

TUBB50*

1/2 lb tub | 100/box



ONLY AVAILABLE
IN THE USA

EXCUL251U

1 lb tub | 100/box

EXCUL501U

B 4 oz. granulated sugar container

EXPLSUG4

8 oz. granulated sugar container

EXPLSUG8

* Product available in limited quantity.

WOODEN STICKS



A



B

| | | |
|---|-------------------------------|----------|
| A | Medium wooden sticks pkg 12 | 668911 |
| | 18" wooden sticks | 66891 |
| B | 6" taffy sticks pkg 500 | 72925050 |

CANDY BOXES



12 cavities, 4-1/2" x 6" 60115



One bite candy box 60101

1" brown paper cups
pkg 1 000 EXBB02516 cavity box,
3-1/2" x 4-5/8" 6012715 cavity box,
7" x 4" x 1" 601311-3/4" white paper cups
pkg 1 000 EXBB0101

CONES, BOXES AND SUPPORTS



A



B



C



| | | |
|---|----------------------------------|-------------|
| A | 72/box | 66137 |
| | 900/box | 66138 |
| B | 6 holes 25/box | ECBCOR06-25 |
| | 12 holes 25/box | ECBCOR12-25 |
| C | Plastic cone holder, 64 cavities | 666315 |



GLUCOSE AND POWDER GENUGEL

2,25 kg
For the hardness of sweets and lollipops 668080125 kg
For the hardness of sweets and lollipops 66808200 g
For the hardness of sweets and lollipops 72926170

HANG TAGS AND ELASTICS



A



B



C

| | DESCRIPTION | PRODUCT CODE | QTY/PKG |
|---|----------------|--------------|---------|
| A | Hang tag | HANTAG | 100 |
| B | Hang tag | NECBRO | 100 |
| C | Golden elastic | EXECMEL6G | 100 |

SELF-ADHESIVE LABELS



ONLY AVAILABLE
IN CANADA

| Nutrition Facts Valeur nutritive | |
|---|----------------|
| Per 1/4 cup (60 ml) pour 1/4 tasse (60 ml) | |
| Calories 220 | % Daily Value* |
| Fat / Lipides 0 g | |
| Saturated / saturés 0 g | 0 % |
| Trans / trans 0 g | 0 % |
| Carbohydrate / Glucides 55 g | |
| Fibre / Fibres 0 g | 0 % |
| Sugars / Sucres 48 g | 48 % |
| Protein / Protéines 0 g | |
| Cholesterol / Cholestérol 0 mg | 0 % |
| Sodium 10 mg | 0 % |
| Potassium 175 mg | 4 % |
| Calcium 50 mg | 4 % |
| Iron / Fer 1 mg | 6 % |

A

B



| | DESCRIPTION | DIMENSION / DESCRIPTION | QTY/ROLL | PRODUCT CODE |
|---|-----------------|----------------------------------|----------|--------------|
| A | Nutrition Facts | MED. NUTRI. LAB. MAPLE SYRUP 250 | 250 | NFME25 |
| | None | 2-1/2" H x 2-1/8" L | 250 | LABNSB |
| | 250 ml | 2-1/2" H x 2-1/8" L | 250 | LABN25 |
| B | None | 3-5/8" H x 2-3/4" L | 250 | LABNLB |
| | 500 ml | 3-5/8" H x 2-3/4" L | 250 | LABN50 |
| | 1L | 3-5/8" H x 2-3/4" L | 250 | LABN01 |

SIGNS AND FLAGS



A



B



C



D



E



F

| | DESCRIPTION | PRODUCT CODE |
|---|--------------------------|--------------|
| A | 9" x 13" cardboard sign | ECMS0913 |
| B | 24" x 36" metal sign | ECMS2436 |
| | 10" x 14" plastic sign | ECMP1014 |
| | 24" x 36" plastic sign | ECMP2436 |
| C | 20" x 30" plastic sign | SIGNGR |
| D | 18" x 24" coroplast sign | SIGNYE |
| E | 20" x 30" coroplast sign | SIGNAM |
| F | Flag | 663660 |



SYRUP GRADING SELF-ADHESIVE LABELS

| DESCRIPTION | PRODUCT CODE | QTY/PKG |
|-------------------|--------------|---------|
| Canada Golden | 660260 | 500 |
| Canada Amber | 660262 | 500 |
| Canada Dark | 660258 | 500 |
| Canada Very dark | 660259 | 500 |
| Ontario Golden | 660230 | 500 |
| Ontario Amber | 660231 | 500 |
| Ontario Dark | 660232 | 500 |
| Ontario Very dark | 660233 | 500 |
| Vermont Quality | EXECVT01 | 1000 |
| Vermont Golden | EXLAVTG | 1000 |
| Vermont Amber | EXLAVTA | 1000 |
| Vermont Dark | EXLAVTD | 1000 |
| Vermont Very dark | EXLAVTV | 1000 |
| US Golden | EXLAUSG | 1000 |
| US Amber | EXLAUSA | 1000 |
| US Dark | EXLAUSD | 1000 |
| US Very Dark | EXLAUSV | 1000 |



Complete selection available online.
Visit our webstore for the complete listing.

BOOKS



| DESCRIPTION | PRODUCT CODE |
|---|--------------|
| The Maple Syrup Cookbook - 3rd edition (Offers recipes for breakfasts, appetizers, beverages, pastries and desserts.) | ECCBOOK3 |
| Backyard Sugarin' (An excellent guide for people who would like to start producing maple syrup for pleasure or personal enrichment.) | ECBYSMAN4 |
| The Maple Syrup Cookbook (Offers recipes for breakfasts, appetizers, beverages, pastries and desserts.) | ECCBOOK2 |



Several other books available.
Visit our webstore for the complete listing.



PLASTIC MOLDS



A
HARD CANDY



B
SUCKER CANDY



C
CHOCOLATE

| DESCRIPTION | CAVITY/QTY | PRODUCT CODE |
|----------------------------|------------|--------------|
| Assorted designs | 20 | ECMS3057* |
| Flowers, fruits, nuts | 25 | ECMSH479 |
| Small hearts | 18 | ECMS0204 |
| Maple leaves | 12 | ECMS3185 |
| Rectangles | 20 | ECMS3029 |
| Stars | 20 | ECMSH227 |
| Barrels | 7 | ECMS3205 |
| Baseball | 6 | ECMS3043 |
| Snowmen | 6 | ECMSH404 |
| Hearts | 6 | ECMSH324 |
| Maple leaves | 6 | ECMS3450 |
| Frogs | 5 | ECMS3303 |
| Rabbits (female) | 5 | ECMSH254 |
| Apples | 6 | ECMS3190 |
| Rounds | 3 | ECMS0573 |
| Smiles (big) | 4 | ECMSH962 |
| Smiles (small) | 6 | ECMSH961 |
| Santa Claus heads | 6 | ECMSG214 |
| Tractors | 4 | ECMS1219 |
| Squares | 20 | EMCC071 |
| Maple leaves | 12 | EMCC0121 |
| Assorted designs | 12 | EMCC055 |
| Pyramids | 12 | EMCC129 |
| Rounds | 12 | EMCC070 |
| Farm animals (for suckers) | 4 | EMCS11219 |
| Cow (for suckers) | 5 | ECMS3624 |

* Product available in limited quantity.

RUBBER CANDY MOLDS



- > Made of food grade silicone
- > Unique design for added stability when pouring
- > Entirely self supporting
- > Three high sides for quick filling without making a mess, giving a uniform quality products without waste.
- > Uniform cavities giving perfect results every time.



MSEM2420



| DESCRIPTION | CAVITIES | PRODUCT CODE |
|--------------|----------|--------------|
| Maple leaves | 12 | ECMC1138* |

* Product available in limited quantity.

SUCKER BAGS AND STICKS

| DESCRIPTION | DIMENSIONS | QTY/PKG | PRODUCT CODE |
|-----------------|-----------------|---------|--------------|
| Cellophane bags | 4-3/4" x 6-3/4" | 100 | ECMSC406 |
| Cellophane bags | 3" x 4" | 100 | ECMSC304 |
| Plastic bags | 3" x 5" | 100 | ECMSS305 |
| Plastic bags | 4" x 5" | 100 | ECMSS405 |
| Sticks | 3-3/4" | 1000 | ECMSB375 |
| Sticks | 4-1/2" | 1000 | ECMSB450 |

DISPENSER





A



B



C

| | | |
|----------|--------------------------------------|---|
| A | Tape dispenser | 661150 |
| B | White tape for dispenser 9 mm x 66 m |  NEW 661161 |
| C | Red tape for dispenser 9 mm x 66 m |  NEW 661160 |

The CDL experience translates into personalized service at each stage of your maple sap processing.

Just like a family, our maple experts make suggestions and guide you so that the quality of your harvest meets your expectations and those of your consumers here and abroad.

CANADA

QUEBEC CORPORATE STORES

Les Équipements d'érablière CDL inc.

257, route 279
Saint-Lazare QC G0R 3J0
T. 418-883-5158 F. 418-883-4159
S.F. 1-800-361-5158
st-lazare@cdlinc.ca

Head Office

CDL Cabano

315, boulevard Industriel
Témiscouata-sur-le-Lac QC G0L 1E0
T. 418-854-5158 F. 418-854-1118
S.F. 1-877-854-5158
cabano@cdlinc.ca

CDL Haut-St-Laurent

2535, route 209
Saint-Antoine-Abbé QC J0S 1N0
T. 1-844-805-1235
F. 1-844-805-1675
hautst-laurent@cdlinc.ca

CDL La Guadeloupe

295, 14^e Avenue
La Guadeloupe QC G0M 1G0
T. 418-459-4012
beauce@cdlinc.ca

CDL L'Islet

194, route 204
Saint-Adalbert QC G0R 2M0
T. 418-356-5153
lislet@cdlinc.ca

CDL Lourdes

282, route 265
Notre-Dame-de-Lourdes QC G0S 1T0
T. 819-245-0058
lourdes@cdlinc.ca

CDL Mégantic

2294, Rue Laval
Nantes QC G6B 2V5
T. 819-554-8443
megantic@cdlinc.ca

CDL Mont-Laurier

1054, boulevard Albiny-Paquette
Mont-Laurier QC J9L 1M1
T. 873-388-0145
mont-laurier@cdlinc.ca

CDL Portneuf

1142, avenue St-Louis
Portneuf QC G0A 2Y0
T. 418-286-0003
portneuf@cdlinc.ca

CDL Roxton Falls

286, rue Notre-Dame
Roxton Falls QC J0H 1E0
T. 450-548-2242 F. 450-548-2481
roxtonfalls@cdlinc.ca

OPENING SPRING 2022

CDL St-Gabriel-de-Rimouski

266, rue Principale
St-Gabriel-de-Rimouski QC G0K 1M0
T. 418-798-0130
stgabrielderimouski@cdlinc.ca

NEW

CDL St-Jacques

97C, rue Venne
Saint-Jacques QC J0K 1R0
T. 450-499-4961
stjaques@cdlinc.ca

CDL Sainte-Aurélie

Équipements d'érablière
Guy Maheux inc.
8, rang Saint-Jean-Baptiste
Sainte-Aurélie QC G0M 1M0
T. 418-593-3804 T. 418-593-3805
F. 418-593-3804
ste-aurelie@cdlinc.ca

CDL Sainte-Marie

1235, rue 2 du Parc Industriel
Sainte-Marie QC G6E 1G7
T. 418-387-2215
ste-marie@cdlinc.ca

CDL Sawyerville

143, rue de Cookshire
Sawyerville QC J0B 3A0
T. 819-416-1505
T. 819-416-1501
sawyerville@cdlinc.ca

CDL Shefford

2981, route 112
Shefford QC J2M 1C6
T. 450-539-2225 F. 450-539-0500
shefford@cdlinc.ca

CDL Thetford

1892, rue Nadeau
[Secteur Pontbriand]
Thetford Mines QC G6H 3K3
T. 418-335-0853 F. 418-335-3745
thetford@cdlinc.ca

CDL Warwick

1, route 116 Est
Warwick QC J0A 1M0
T. 819-358-3499
warwick@cdlinc.ca

QUEBEC DISTRIBUTORS

LANAUDIÈRE

Agri-Service D.M.R. inc.

Lanaudière
4011, rue Principale
Saint-Félix-de-Valois QC J0K 2M0
T. 450-889-8341 F. 450-889-2305
S.F. 1-800-667-7030

LAURENTIDES

Meuneries Mondou

Laurentides
12429, route Arthur-Sauvé
Mirabel QC J7N 2C2
T. 450-258-2817 F. 450-258-4626
S.F. 1-888-258-2817
groupemondou@meuneriemondou.com

Les Moulins B.G.L. inc.

Laurentides
14, rue Legault
Saint-André-d'Argenteuil QC J0V 1X0
T. 450-537-3774 F. 450-537-3777



CANADA

ONTARIO CORPORATE STORES

CDL Central Ontario

2907 Highway 11 N
Oro-Medonte ON L0L 2E0
T. 705-487-3331 F. 705-487-0460
T. 1-800-959-9192 (Ontario only)
atkinson@cdlinc.ca

CDL Eastern

3464 Station Street
Monkland ON K0C 1V0
T. 613-346-0333 F. 613-346-1333
eastern@cdlinc.ca

CDL Western

3301 Perth Road 180, RR#2
Staffa ON N0K 1Y0
T. 519-345-0259
western@cdlinc.ca

CDL Lanark County

38 Dufferin Street
Perth ON K7H 3A4
T. 613-259-5554 F. 613-259-2409
lanark@cdlinc.ca

CDL Sundridge

199 Maple Valley Road
Sundridge ON P0A 1Z0
T. 705-384-7847
atkinson@cdlinc.ca

CDL Grey County

245794 Southgate Road 24
Proton Station ON N0C 1L0
T. 519-379-7021
enos.martin@cdlinc.ca

ONTARIO SALES REPRESENTATIVES

George Roney

Brant, Bruce, Chatam-Kent, Elgin,
Essex, Haldiman, Hamilton, Huron,
Lambton Middlesex, Niagara, Norfolk,
Oxford, Perth
c. 519-949-1954
george.roney@cdlinc.ca

Michaël Murphy

South Western Ontario
T. 519-345-0259
michael.murphy@cdlinc.ca

Bill Hubbert

East Parry Sound, Manitoulin,
Nipissing, North Haliburton, North
Muskoka, Sudbury, Timiskaming
c. 705-788-4582
bill.hubbert@cdlinc.ca

Steve Skinner

Frontenac, Grenville, Hasting, Lanark,
Lennox & Addington, Leeds, Ottawa,
Prince Edward County, Renfrew
c. 613-299-7874
steve.skinner@cdlinc.ca

Neil Cruise

Prescott & Russell
c. 450-512-2619
neil.cruise@cdlinc.ca

Rob Berkvens

Stormont, Dundas, Glengarry
c. 613-551-3333 T. 613-346-0333
rob.berkvens@cdlinc.ca

Enos Martin

Grey, Wellington County,
Dufferin County, Waterloo
c. 519-379-7021
enos.martin@cdlinc.ca

Jonathan Martin

Grey, Wellington County,
Dufferin County, Waterloo
c. 519-379-1795
jonathan.martin@cdlinc.ca

ONTARIO DISTRIBUTORS

RMG Family Sugar Bush

11866 W. Thompson Road
Rudyard, MI 49780
T. 906-478-3038 F. 906-478-7830
c. 906-322-0765
mjross@lighthouse.net

Kentvale Home Hardware

712 K-line Road
Richards Landing, On P0R 1J0
T. 705-246-2002 F. 705-246-2361
kentvale.merchants@gmail.com

Northway Home Hardware

Maple Syrup Supplies
4231 Perth Road
Inverary, On K0H 1X0
T1. 613-353-7000 T2. 613-353-2155
northway@kingston.net

NEW-BRUNSWICK

CORPORATE STORES

CDL St-Quentin

7, rue Canada
Saint-Quentin NB E8A 1J2
T. 506-235-9100 F. 506-235-2894
stquentin@cdlinc.ca

CDL Acadie

1873, rue Bellechasse,
Paquetville NB E8R 1M9
T. 506-764-3280 F. 506-764-3475
acadie@cdlinc.ca

Marc Chiasson

Acadie, Moncton,
New-Brunswick (North-East)
c. 506-727-8699
marc.chiasson@cdlinc.ca

Eric Haché

New-Brunswick (South),
Nova Scotia, Prince Edward Island
c. 506-381-0855
eric.hache@cdlinc.ca

Michaël Boucher

New-Brunswick
c. 506-740-6675
michael.boucher@cdlinc.ca

Jacques St-Pierre

New-Brunswick (North-West)
c. 418-860-7447
jacques.st-pierre@cdlinc.ca



UNITED STATES

UNITED STATES CORPORATE STORES

CDL St. Albans

3 Lemnah Drive
St. Albans, VT 05478
P. 802-527-0000 F. 802-524-3666
Toll free. 800-762-5587
stalbans@cdlusa.net
www.cdlusa.com

Head Office

CDL Morrisville

559 Harrel Street
Morrisville, VT 05661
P. 802-851-8232 F. 802-851-8153
morrisville@cdlusa.net

CDL Northeast Kingdom

The Pick N' Shovel
54 Coventry Street
Newport, VT 05855
P. 802-334-8370 F. 802-334-1218
pick.maple@comcast.net

CDL Western New York

5704 State Route 19A
Castile, NY 14427
P. 585-493-5102 F. 585-493-5105
wny@cdlusa.net

CDL Pennsylvania

91 Patterson Road
Westfield, PA 16950
P. 814-628-2082 F. 814-628-2084
Toll free. 1-855-501-2771
pa@cdlusa.net

CDL Southern Pennsylvania

246 Sugar Cake Road
Somerset, PA 15501
c. 814 442-3680
spa@cdlusa.net

CDL Rutland

1867 US-7
Pittsford, VT 05763
P. 802-725-8040 F. 802-725-8097
rutland@cdlusa.net

CDL Maine

319 US Route 2E
Wilton, ME 04294
P. 207-645-4000 F. 207-645-4003
maine@cdlusa.net

CDL Michigan

RMG Family Sugar Bush
11866 West Thompson Road
Rudyard, MI 49780
P. 906-478-3038 F. 906-478-7830
Toll free. 1-800-50MAPLE (506-2753)
c. 906-322-0765
mjross@lighthouse.net
www.rmgmaple.com

CDL Wisconsin

Peter & Dawn Roth
Roth Sugar Bush
656 Tower Drive
Cadott, WI 54727
P. 715-289-3820 F. 715-289-3821
info@rothsugarbush.com
www.rothsugarbush

CDL Enosburg

257 Pearl Street
Enosburg Falls, VT 05450
P. 802-933-4279 F. 802-933-6908
enosburg@cdlusa.net

CDL North East NY

1036 Slosson Road
West Chazy, NY 12992
P. 518-493-3043 F. 518-493-2153
neny@cdlusa.net

CDL Lancaster

393 Main Street
Lancaster, NH 03584
P. 603-788-2600 F. 603-788-3998
lancaster@cdlusa.net

CDL Massachusetts

Michael Quinn
QSH Maple Supplies
78 Main Street
Northfield, MA 01360
P. 413-225-3245
mquinn28@yahoo.com

CDL Bristol

32 Jackman Drive
Bristol, VT 05443
P. 802-453-4335
bristol@cdlusa.net

CDL Barre

Miles Supply
143 Boynton St
Barre, VT 05641
P. 802-476-3963
cgalfetti@milessupply.com

UNITED STATES SALES REPRESENTATIVES

James Adamski

WI, LA, Northwest Upper Peninsula MI
c. 715-216-7855
cdladamski@gmail.com

Fred Ahrens

Ohio
c. 330-206-1606
fred@richardsmappleproducts.com

David Allen

Southern Chittenden and
Western Addison Counties, VT
c. 802-734-1105
mansfield@gmatv.net

Nick Atherton

Franklin County, VT
c. 802-309-9610
nick.atherton@cdlusa.net

Reg Charbonneau

Southern VT
c. 802-236-3452
reg.charbonneau@cdlusa.net

Mitchell Charron

In House ST. Albans, VT
Used equipment specialist
c. 802-393-9092
mitchell.charron@cdlusa.net

Doug and Debra DeGrave

Lee Wood, Bark River, MI
South Western Upper Peninsula
c. 906-723-3723

Tim Eldridge

Northern Pennsylvania
c. 814-367-7811
tim.eldridge@cdlusa.net

Larrs Hardy

Lamoille, Chittenden and
Washington Counties, VT
c. 802-782-5633
larrs.hardy@cdlusa.net

Miguel Ibarguen

Maine
c. 207-578-0411
miguel.ibarguen@cdlusa.net

Josh Knipping

Eastern Maine
c. 207-944-2575
josh.knipping@cdlusa.net

Zel Larivee

Franklin County, VT
P. 802-933-7798
zel.larivee@cdlusa.net

Mike Lynch

Southern PA, IN, WV, OH, IL
c. 814-442-3680
mike.lynch@cdlusa.net

Rick Marsh

Lamoille, Chittenden and
Washington Counties, VT
c. 802-730-4604
rick.marsh@cdlusa.net

Mike Parker

North East New York
c. 518-420-4497
parkerfamilymaple@yahoo.com

Tom Patterson

ME, RI, CT, NH
c. 802-782-2450
tom.patterson@cdlusa.net

Gordy Putman

Western New York
c. 585-322-5507
whisperingbrookfarms@gmail.com

Michael Quinn

Massachusetts, Southern VT
c. 413-834-5083
mquinn28@yahoo.com

Derek Ross

Michigan
c. 906-322-0765
upmapled@gmail.com

Ben Shepard

Southern Vermont, Massachusetts
c. 802-373-2799
ben.shepard@cdlusa.net

Will Streeter

New Hampshire
c. 603-520-5725
will.streeter@cdlusa.net

Kory Woods

Corporate monitoring sales
and service
c. 802-782-6492
kory.woods@cdlusa.net



UNITED STATES DISTRIBUTORS

ALASKA

Alaska Wild Harvest

Mike and Dulce East
Dba Kahiltna Birchworks

5400 E Revolutionary Way
Wasilla, AK 99654

P. 907-373-1309 F. 907-373-1359
www.alaskabirchsyrop.com
michael@alaskabirchsyrop.com

CONNECTICUT

Lamothe's Sugar House

Robert & Jean Lamothe

89 Stone Road
Burlington, CT 06013

P. 860-675-5043
www.lamothesugarhouse.com
lamothesugarhouse@gmail.com

INDIANA

Sweet Beginnings Maple

Silas Beachler

9569 South 600 East
Claypool, IN 46510

P. 260-578-1625
silasjay90@yahoo.com

MAINE

Slatery's Farm & Maple Supply Co.

Wayne & Joni Slatery

1381 Woodman Hill Road P.O. Box 94
West Minot, ME 04288

P. 207-966-3643
slatbake2001@yahoo.com

Lyle & Jo Ann Merrifield

195 North Gorham Road
Gorham, ME 04038

P. 207-892-5061 C. 207-415-3001
merfarm@aol.com

Gile's Family Farm

Stephen Gile/Frank Boucher

139 Waterboro Rd.
P.O. Box 634
Alfred, ME 04002

P. 207-324-2944 C. 207-432-4479
sgile@roadrunner.com

MASSACHUSETTS

Dufresne's Sugar House

Keith Dufresne

113 Goshen Road
Williamsburg, MA 01096

P. 413-268-7509 C. 413-559-7072
sugarmaker@berkshiresmaple.com

Ioka Valley Farm

Rob & Missy Leab

3475 Hancock Rd
Hancock, MA 01237

C. 413-441-5147
missy@iokavalleyfarm.com

MINNESOTA

Don's Sugar Shack

Don Hansen

842 West Street
Taylors Falls, MN 55084

P. 612-201-1086
don@tfmaple.com

Timber's Sugar Shack LLC

Tim and Amber Woodrow

1037 1st Street NW
Aitken, MN 56431

P. 218-429-5805 C. 218-831-6799
timberssugarshack@gmail.com

Sappy Pollen

Josh Menard

7559 30th Street SW
Howard Lake, MN 55349

P. 612-791-1282
josh@sappypollen.com

NEW HAMPSHIRE

Bascom Maple Farms, Inc.

Bruce Bascom

56 Sugarhouse Road
Alstead, NH 03602

P. 603-835-6361 F. 603-835-2455
sales@bascommapple.com

D & D Maple Supplies

Dave Kemp

5 Saw Mill Drive, Unit 8
Jaffrey, NH 03452

P. 603-532-8496 C. 603-562-6973
Scott Kemp

C. 603-801-4690
david.kemp7@myfairpoint.net

Hicks Hardware

120 Main Street
Colebrook, NH 03576

P. 603-237-5531 F. 603-237-4190

Sunnyside Maples, Inc.

Mike Moore

130 Asby Road
Canterbury, NH 03224

P. 603-783-9961
C. 603-848-7091
sugarmaker@aol.com

NEW YORK

Dominic's Hardware and Supplies, Inc.

Jim Dominic

5195 State Route 11
Ellenburg Depot, NY 12935

P. 518-594-3922 F. 518-594-7786
lynn@dominichardware.com

Grottoli's Maple Farm

91 Ritchie Road

Middle Granville, NY 12849

P. 518-642-2856 C. 518-232-3024
grottolimapple@yahoo.com

Catskill Mountain Maple

Thomas Kaufman

65 Charlie Wood Road
DeLancey, NY 13752

P. 607-746-6215 F. 607-746-8367
tomshane95@msn.com

Moser's Maple Ridge Farm

Lyndon Moser

3981 Wilson Road
Copenhagen, NY 13626

P. 315-688-2518 C. 315-486-3248
mosersmapleridgefarm@gmail.com

Mill Creek Maple Supply

David Norton

1551 County Highway 20
Edmeston, NY 13335

P. 607-965-6920 F. 607-965-6921
millcreekmaple@yahoo.com

Malone Farm and Home Center

Ryan LaValley

114 Raymond Street
Malone, NY 12953

P. 518-483-8072
mfhc@bbinc.us

Mike Bennett

82 Mc Donald Street
Glens Falls, NY 12801

P. 518-222-4990
tapholemaple@gmail.com

Dick Dunn

373 Hunt Hill Road,
Ithaca, NY 14850

P. 607-539-6515 C. 607-342-1452
dpdunn373@gmail.com

Woody's Maple Supplies

James Woodrow

418 Underwood Road
Hermon, NY 13652

P. 315-347-2395
Jim 315-783-8148

Josh 315-528-3080
jjaw@tds.net

Maple Glen Sugarhouse

Paul Lesefski

2266 Gowanda Zoar Road
Gowanda, NY 14070

P. 716-532-5483
pl2266@yahoo.com

Himrod Farm Supplies

3141 Himrod Road
Himrod, NY 14842

P. 315-531-9497 F. 315-531-9498

Sweet Ridge Maple Farm

Dan Weed

1539 West Danby Road
Newfield, NY 14876

P. 607-564-4027 C. 315-567-9900
daniweed@yahoo.com

OHIO

Gortner's Maple

1244 Township Road 13
West Salem, OH 44287

P. 419-869-7353 C. 419-651-2425
rdgortner@frontier.com

Williams Maple Products

Joshua Williams

PO Box 463
Lithopolis, Ohio 43136

P. 614-920-1935 C. 419-239-6764
williammapleproducts@gmail.com

Richards Maple Products

Fred Ahrens

545 Water Street
Chardon, OH 44024

P. 440-268-4160 C. 330-206-1606
fred@richardsmapleproducts.com

PENNSYLVANIA

Brenneman's Maple Farm

Iddo Brenneman

572 Oak Dale Road
Salisbury, PA 15558

P. 814-662-2010

Loch's Maple

Randy & Jamie Loch

143 Cokely Road
Springville, PA 18844

P. 570-965-2679 C. 570-240-1432
www.lochsmapple.com
maple4u@depix.net

Triple Creek Maple LLC

Gary Bilek

9225 Fillinger Road
Cranesville, PA 16410

P. 814-756-4500
triplecreekmaple@yahoo.com

WEST VIRGINIA

Daniels Maple Products

Brandon Daniels

1747 Morris Branch Road
Dawson, WV 25976

C. 304-575-7266
wvmapler@suddenlink.net

WISCONSIN

Adamski's Sugar Bush

James Adamski

W10923 Winter Road
Antigo, WI 54409

P. 715-623-6853 C. 715-216-7855
cdladamski@gmail.com

Morley's Maple Syrup

John and Crystal Morley

141 West 1st Avenue
Luck, WI 54853

P. 715-554-2301
john@morleymaplesyrup.com

Sugar Grove Maple Supply

Emmanuel and Owen Hershberger

S2030 County Road D
Westby, WI 54667

P. 608-625-6745

Russ Schneveiss

132031 Big River Drive
Athens, WI 54411

P. 715-571-1025
schneveissugarbush@gmail.com

Roger & Tony Bundy

N402 County Road D
Eau Galle, WI 54737

P. 715-495-0872



UPCOMING MAPLE SUGARING EVENT

**DETAILS TO BE
ANNOUNCED
SPRING 2022**





Visit your CDL
online store today

Home delivery or
store pick up available

A
✓ **SIMPLE**
✓ **FAST**
✓ **EFFICIENT**
SHOPPING
EXPERIENCE!

webstore.cdlinc.ca



CDL SUGARING EQUIPMENT - CANADA HEAD OFFICE
257 route 279, Saint-Lazare-de-Bellechasse QC G0R 3J0

cdlinc.ca